



# 2025 Product Catalog



# Table of Contents

## Material Temperature Guidelines 5

### Bowls, Containers, and Lids | PET/PLA

FreshServe® Round Deli Containers	6
FreshServe® Round Bowls	9
FreshServe® Square Containers	11

### Bowls, Containers, and Lids | PET

FreshServe® Rectangular Containers	14
60 Series Round Containers & Bowls	16
Parfait Cups	17
D&W Brand Round & Square Containers	19
Hula Bowls	20
SecureTab® Round Tamper Evident	21
SecureTab® Square Tamper Evident	22
VersaLock® Tamper Evident	24

### Bowls, Containers, and Lids | MFPP

Cruiser® Bowls	27
Cruiser® Sides	29
Cruiser® Ware	30
Cruiser® Wave	31
Contour Bases & Lids	32
D&W Brand Oblong Trays & Lids	33
Forum® Pro	36
HMR / Processor Trays	38
Roasters & Lids	41

### Bowls and Containers | PS/PLA

JustFresh®	42
VersaPak® 2-Piece	43

### Bowls, Containers, and Lids | PS

Hot Cold Bowls	46
All Purpose Rounds	48
Tradewinds®	50
Forum®	52
New Wave®	56

### Tableware | PS/PP

D&W Brand Plates & Lids	58
D&W Brand Bowls & Lids	59
D&W Brand Platters & Lids	61
D&W Brand Serving Bowls, Casseroles & Lids	62

### Tableware | Foam

Enviroware®	63
-------------	----

### Trays & Lids | PET

PartiPak® Square	66
PartiPak® Round	68
Multi-Compartment Rectangular	70
Multi-Compartment Round	72

### Trays & Lids | PS

Forum® Catering	75
-----------------	----

### Trays & Lids | Aluminum

CaterLuxe® Round Trays	79
------------------------	----

### Bakery | Cake Bases & Domes

Round Bases & Domes - Overview	80
Round Bases & Domes - PET	81
Round Bases & Domes - OPS	84
Round Bases & Domes - Aluminum	85
Rectangular Bases & Domes - Overview	86
Rectangular Bases & Domes - PET	87
Rectangular Bases & Domes - OPS	88

Continued ►



# Table of Contents Continued

## Bakery | Pie Containers

---

Aluminum Pans - Overview	89
Bases & Domes - Overview	90
Pie Hinges - Overview	91
Pie Pans - Analysis	92
Tart & Pot Pie Pans - Aluminum	94
6" Pie Containers	95
8" Pie Containers	96
9" Pie Containers	99
10" Pie Containers	104
11" & 12" Pie Containers	106
Portion Pie Containers	107

## Bakery | Muffin & Cupcake Containers

---

Muffin & Cupcake Containers - PET/PS	108
Muffin & Cupcake Containers - Aluminum	110

## Bakery | Danish Containers

---

Aluminum Trays	111
Danish Hinges	112
Trays with Matching Hinges	113
Aluminum Rings	114

## Bakery | Loaf Containers

---

Aluminum Pans & Domes	115
Hinges	116

## Bakery | Other Bakery Containers

---

Cookie/Cracker Hinges & Trays - PET	117
Other Bakery Hinges	118

## Produce Containers

---

2-Piece Produce Containers, Lids & Combos	119
Egg Trays, Lids & Combos	120
Bubble Clamshells	121

## Produce Herb Hinges | PET

---

Herb Hinges	122
-------------	-----

## Produce Hinges | PET

---

Produce Hinge Vent Styles	123
Pint and Smaller Hinges	124
Quart and Larger Hinges	125

## Multipurpose Hinges | PET/PLA

---

VersaPak® Hinge	126
-----------------	-----

## Multipurpose Hinges | PET

---

SeeView® Hinge	128
SeeShell® Hinged Containers	129
D&W Brand Hinged Containers	130

## Multipurpose Hinges | OPS/PLA

---

SeeShell® Hinged Containers	131
-----------------------------	-----

## Multipurpose Hinges | PS

---

Enviroware®	132
Foam Hinged Containers	133

## Multipurpose Hinges | MFPP

---

MFPP Hinged Containers	134
------------------------	-----

Continued ►



# Table of Contents Continued

## Aluminum Pans & Lids

---

Oblong Pans & Lids	135
Square Pans & Lids	138
Round Pans & Lids	139
Specialty Pans & Lids	140
Pizza Pans & Lids	141
Steam Tables	142









## Earth Smart® Sustainable Products

---

Earth Smart® Overview	144
Bio-based Containers	145
Molded Pulp Rigid Containers	148
Pressed Paper Rigid Containers	149
Post-Consumer PET Overview	150
Crystal View® Bowls	151



# Material Temperature Guidelines

	Material & Abbreviation	Flash Freeze -40°F -40°C	Freezer -15°F -15°C -26°C - -9°C	Refrigerator 33°F - 47°F 0°C - 8°C	Room Temp 72°F 22°C	Warming Temp. 150°F -200°F 65°C - 93°C	Microwave 250°F 121°C	Oven 400°F 204°C
 1 PETE	Polyethylene Terephthalate <b>PET</b>	-20°F / -28°C  —————  120°F / 48°C						
 5 PP	Polypropylene <b>PP</b>	-0°F / -17°C  —————  250°F / 121°C						
 5 PP	Mineral-Filled Polypropylene <b>MFPP</b>	-0°F / -17°C  —————  250°F / 121°C						
 6 PS	Polystyrene <b>PS</b>	20°F / -6°C  —————  150°F / 65°C						
 6 HIPS	High-Impact Polystyrene <b>HIPS</b>	-0°F / -17°C  —————  180°F / 82°C						
 6 OPS	Oriented Polystyrene <b>OPS</b>	20°F / -6°C  —————  180°F / 82°C						
 6 PS	Expanded Polystyrene <b>FOAM</b>	-0°F / -17°C  —————  150°F / 65°C						
 7 PLA	Polylactic Acid <b>PLA</b>	-0°F / -17°C  —————  105°F / 40°C						
	Bio-based Resin <b>BBR</b>	20°F / -6°C  —————  160°F / 71°C						
	Molded Pulp <b>MP</b>	-0°F / -17°C  —————  250°F / 121°C						
	<b>Paperboard</b>	-20°F / -28°C  —————  430°F / 221°C						
	<b>Aluminum</b>	-20°F / -28°C  —————  430°F / 221°C						



# FreshServe® Round Deli Containers

Seals in freshness, maximizing shelf life ▶



◀ Broad range of sizes to fit multiple applications

Ultra clear containers ▶ and lids enhance merchandising



Stackable feature maximizes shelf utilization

## Round Containers

## Wide Flange Container - Bottom Options

**Wide Flange Container**



**Standard Flange Container**



**Car Cup**



**Standard Bottom**



**Dome Bottom**



## Round Lids

**Outer Fit**



**Inner Fit**



**Dome**



**Car Cup Lid**



## FreshServe® Round Deli Containers



Item No.	Description	Material	Color	Dia. x Ht. (in.)	Case Wt. (lbs.)	Sleeve Pack	Case Pack	Cube (ft.3)	Ti x Hi
<b>4.6" Wide Flange Round Containers &amp; Matching Lid</b>									
<b>A</b>	<b>RD8FSS</b>								
	8 oz. Container, Standard Bottom	PET	Clear	4.60 x 1.80	24.73	30	750	4.27	6 x 4
<b>B</b>	<b>RD12FDBSC1</b>								
	12 oz. Container, Dome Bottom	PET	Clear	4.60 x 2.50	17.36	30	750	4.29	4 x 5
	<b>RD12FSS</b>								
	12 oz. Container, Standard Bottom	PET	Clear	4.60 x 2.50	27.85	30	750	3.73	6 X 4
<b>C</b>	<b>RD16FSS</b>								
	16 oz. Container, Standard Bottom	PET	Clear	4.60 x 3.00	21.88	25	500	3.55	6 x 5
<b>D</b>	<b>RD24FG</b>								
	24 oz. Container, Standard Bottom	PET	Clear	4.60 x 4.30	26.65	25	500	3.30	5 x 5
	<b>RDOFLID</b>								
	Outer Fit Lid	PET	Clear	4.80 x 0.70	8.92	50	500	2.11	9 x 5

## FreshServe® Round Deli Containers



Item No.	Description	Material	Color	Dia. x Ht. (in.)	Case Wt. (lbs.)	Sleeve Pack	Case Pack	Cube (ft.3)	Ti x Hi		
<b>4.6" Standard Flange Round Containers &amp; Matching Lids</b>											
<b>A</b>	<b>RD8C1</b>		8 oz. Container	PET	Clear	4.60 x 1.80	16.04	30	750	4.27	6 x 4
	<b>RD8NC1</b>		8 oz. Container	PLA	Clear	4.60 x 1.80	12.50	30	750	4.27	6 x 4
<b>B</b>	<b>RD12C1</b>		12 oz. Container	PET	Clear	4.60 x 2.50	20.29	30	750	4.27	6 x 4
	<b>RD12N</b>		12 oz. Container	PLA	Clear	4.60 x 2.50	9.87	25	500	2.41	6 x 5
	<b>RD12L9</b>		12 oz. Container w/ 9 oz. fill line	PET	Clear	4.60 x 2.50	6.59	25	250	1.36	8 x 8
<b>C</b>	<b>RD16B1</b>		16 oz. Container	PET	Clear	4.60 x 3.00	28.53	30	750	4.29	4 x 5
	<b>RD16NC1</b>		16 oz. Container	PLA	Clear	4.60 x 3.00	19.00	30	750	4.29	4 x 4
	<b>RD16L12</b>		16 oz. Container w/ 12 oz. fill line	PET	Clear	4.60 x 3.00	8.93	25	250	1.64	8 x 7
<b>D</b>	<b>RD24B1</b>		24 oz. Container	PET	Clear	4.60 x 4.30	22.43	25	500	3.42	6 x 5
<b>E</b>	<b>RD28B1</b>		28 oz. Container	PET	Clear	4.60 x 4.90	23.88	25	500	3.42	6 x 5
<b>F</b>	<b>RD32B1</b>		32 oz. Container	PET	Clear	4.60 x 5.60	24.77	25	500	3.42	6 x 5
	<b>RD32B1H1</b>		32 oz. Heavy Gauge Container	PET	Clear	4.60 x 5.60	25.66	25	500	3.42	6 x 5
<b>G</b>	<b>DFCP5.25</b>		25 oz. Pineapple Cup	PET	Clear	4.63 x 5.25	22.26	500	500	3.75	5 x 4
	<b>RDOFLID</b>		Outer Fit Lid	PET	Clear	4.80 x 0.70	8.92	50	500	2.11	9 x 5
	<b>RDOFLIDC1</b>		Outer Fit Lid	PET	Clear	4.80 x 0.70	4.68	50	250	1.12	13 x 6
	<b>RDIFLIDGB1</b>		Inner Fit Lid	PET	Clear	4.72 x 0.47	8.39	50	500	2.38	8 x 5
	<b>RDIFLIDPLAB1</b>		Inside Fit Lid	PLA	Clear	4.67 x 0.50	6.01	50	500	2.38	8 x 5
	<b>RDIFDLIDB1</b>		Dome Lid	PET	Clear	4.63 x 0.80	7.54	50	500	2.38	8 x 5
<b>Car Cup &amp; Matching Lid</b>											
<b>H</b>	<b>RDOB</b>		8 oz. Car Cup	PET	Clear	4.70 x 3.10	13.46	25	500	3.29	4 x 7
	<b>RDOBLIDB1</b>		Car Cup Lid	PET	Clear	4.70 x 0.50	6.83	50	500	2.38	8 x 5



## FreshServe® Round Bowls



### STACKABLE

Elegant design offers stackability for ease of handling and merchandising



### EASY TO SEAL

Simple, intuitive perimeter-seal feature makes closing quick and easy



### EASY TO OPEN

Generous lid tabs make opening containers fast and easy for consumers

## Round Salad Bowls

### 5.7" Bowls



### 7.5" Bowls



## Round Lids

### 5.7" Flat Lid



### 7.5" Flat Lid



### 7.5" Bowl Dome Lid



FreshServe®



Item No.	Description	Material	Color	Dia. x Ht. (in.)	Case Wt. (lbs.)	Sleeve Pack	Case Pack	Cube (ft.3)	Ti x Hi	
<b>5.7" Bowls &amp; Matching Lid</b>										
<b>A</b>	<b>S07P</b>	8 oz. Bowl	PET	Clear	5.69 x 1.63	11.92	80	480	3.18	7 x 4
<b>B</b>	<b>S14P</b>	14 oz. Bowl	PET	Clear	5.69 x 2.06	13.50	80	480	3.18	7 x 4
<b>C</b>	<b>S09P</b>	16 oz. Bowl	PET	Clear	5.69 x 2.50	14.26	80	480	3.18	7 x 4
	<b>S01P</b>	Bowl Lid	PET	Clear	5.69 x 0.63	10.19	80	480	2.00	7 x 6
<b>7.5" Bowls &amp; Matching Lids</b>										
<b>D</b>	<b>S10P</b>	18 oz. Bowl	PET	Clear	7.50 x 1.88	19.41	80	480	5.33	5 x 4
<b>E</b>	<b>S24P</b>	24 oz. Bowl	PET	Clear	7.50 x 2.19	22.08	80	480	5.33	5 x 4
<b>F</b>	<b>S06P</b>	32 oz. Bowl	PET	Clear	7.50 x 2.88	27.28	80	480	5.33	5 x 4
	<b>S06WN</b>	32 oz. Bowl	PLA	Clear	7.50 x 2.88	27.28	80	480	5.33	5 x 4
<b>G</b>	<b>S49P</b>	48 oz. Bowl	PET	Clear	7.50 x 3.80	15.54	40	240	3.69	5 x 5
	<b>S03MDP</b>	Dome Lid	PET	Clear	7.72 x 1.40	19.91	80	480	5.33	5 x 4
	<b>S03P</b>	Flat Lid	PET	Clear	7.50 x 0.63	16.90	80	480	3.41	5 x 6
	<b>S03WN</b>	Flat Lid	PLA	Clear	7.50 x 0.63	16.90	80	480	3.41	5 x 6

# FreshServe® Square Containers

Seals in freshness, maximizing shelf life ▶

Ultra clear containers ▶ and lids enhance merchandising

◀ Broad range of sizes to fit multiple applications



Square shape and stackability maximizes shelf utilization



◀ PET and PLA material options

## Square Container - Flange Options

## Standard Flange Container - Bottom Options

Wide Flange Container

Standard Flange Container

Standard Bottom

Smooth Bottom

Dome Bottom



## Square Lids

Square Lid, Inside Fit

Square Lid, Outside Fit

Square Lid, Inside/Outside Fit



## FreshServe® Square Containers



Item No.	Description	Material	Color	Lngh. x Wdth. x Ht. (in.)	Case Wt. (lbs.)	Sleeve Pack	Case Pack	Cube (ft.3)	Ti x Hi
<b>Wide Flange Square Containers &amp; Matching Lids</b>									
<b>A SD8FC1</b>	8 oz. Container	PET	Clear	4.50 x 4.50 x 1.50	14.99	50	750	3.11	5 x 6
<b>A SD8FPLAC1</b>	8 oz. Container	PLA	Clear	4.50 x 4.50 x 1.50	14.34	50	750	3.20	5 x 7
<b>B SD12FC1</b>	12 oz. Container	PET	Clear	4.50 x 4.50 x 2.00	17.96	50	750	2.87	5 x 7
<b>B SD12FPLAC1</b>	12 oz. Container	PLA	Clear	4.50 x 4.50 x 2.00	15.87	50	750	2.91	5 x 7
<b>C SD14F</b>	14 oz. Container	PET	Clear	4.50 x 4.50 x 2.50	21.36	50	750	2.87	5 x 7
<b>D SD16FC1</b>	16 oz. Container	PET	Clear	4.50 x 4.50 x 3.00	22.66	30	750	3.65	6 x 3
<b>D SD16FPLAC1</b>	16 oz. Container	PLA	Clear	4.50 x 4.50 x 3.00	18.53	30	750	3.65	6 x 4
<b>E SD24F</b>	24 oz. Container	PET	Clear	4.50 x 4.50 x 4.20	20.90	50	500	3.23	6 x 5
<b>SDOFLDC1</b>	Outside Fit Lid	PET	Clear	4.67 x 4.67 x 0.80	24.09	60	1500	5.83	4 x 4
<b>SDOFHPG1</b>	Outside Fit Lid	PET	Clear	4.67 x 4.67 x 0.80	18.81	50	1000	4.51	5 x 5
<b>SDOFPLAC1</b>	Outside Fit Lid	PLA	Clear	4.67 x 4.67 x 0.63	22.34	60	1500	5.83	4 x 4

## FreshServe® Square Containers



Item No.	Description	Material	Color	Lngh. x Wdth. x Ht. (in.)	Case Wt. (lbs.)	Sleeve Pack	Case Pack	Cube (ft.3)	Ti x Hi
----------	-------------	----------	-------	---------------------------	-----------------	-------------	-----------	-------------	---------

## Standard Flange Square Containers &amp; Interchangeable Lids

<b>A</b>	<b>SD8C1</b>	8 oz. Container, Standard Bottom	PET	Clear	4.50 x 4.50 x 1.50	15.58	50	750	3.11	5 x 7
	<b>SD8N</b>	8 oz. Container	PLA	Clear	4.50 x 4.50 x 1.50	10.50	25	500	1.93	8 x 5
<b>B</b>	<b>SD12C1</b>	12 oz. Container, Standard Bottom	PET	Clear	4.50 x 4.50 x 2.00	21.06	50	750	3.11	5 x 6
	<b>SD12NC1</b>	12 oz. Container	PLA	Clear	4.50 x 4.50 x 2.00	18.19	50	750	3.11	5 x 7
	<b>SD12PBC1</b>	12 oz. Container, Smooth Bottom	PET	Clear	4.50 x 4.50 x 2.07	18.20	50	750	3.11	5 x 6
<b>C</b>	<b>SD16C1</b>	16 oz. Container, Standard Bottom	PET	Clear	4.50 x 4.50 x 3.00	22.90	50	750	3.59	6 x 4
	<b>SD16NC1</b>	16 oz. Container	PLA	Clear	4.50 x 4.50 x 3.00	19.18	30	750	3.59	6 x 4
	<b>SD16DBC1</b>	16 oz. Container, Dome Bottom	PET	Clear	4.50 x 4.50 x 3.00	21.45	50	750	3.59	6 x 4
<b>D</b>	<b>SD24</b>	24 oz. Container, Standard Bottom	PET	Clear	4.50 x 4.50 x 4.20	21.67	25	500	3.42	6 x 5
	<b>SD24N</b>	24 oz. Container	PLA	Clear	4.50 x 4.50 x 4.20	18.42	25	500	3.23	6 x 5
	<b>SD24DB</b>	24 oz. Container, Dome Bottom	PET	Clear	4.50 x 4.50 x 4.00	19.90	25	500	3.42	6 x 5
<b>E</b>	<b>SD32</b>	32 oz. Container, Standard Bottom	PET	Clear	4.50 x 4.50 x 5.00	21.83	25	500	3.23	6 x 5
	<b>SD32N</b>	32 oz. Container	PLA	Clear	4.50 x 4.50 x 5.00	20.93	25	500	3.23	6 x 5
	<b>SD32DB</b>	32 oz. Container, Dome Bottom	PET	Clear	4.50 x 4.50 x 5.00	21.50	25	500	3.23	6 x 5
<b>F</b>	<b>SD40B1</b>	40 oz. Container, Standard Bottom	PET	Clear	4.50 x 4.50 x 6.00	30.00	25	500	3.37	6 x 5
	<b>SDIFLDC1</b>	Inside Fit Lid	PET	Clear	4.67 x 4.67 x 0.50	19.86	60	1500	5.83	4 x 4
	<b>SDIFPLAC1</b>	Inside Fit Lid	PLA	Clear	4.67 x 4.67 x 0.50	19.86	60	1500	5.83	4 x 4
	<b>SDOFLDC1</b>	Outside Fit Lid	PET	Clear	4.67 x 4.67 x 0.80	24.09	60	1500	5.83	4 x 4
	<b>SDOFHGP1</b>	Outside Fit Lid	PET	Clear	4.67 x 4.67 x 0.80	18.81	50	1000	4.51	5 x 5
	<b>SDOFPLAC1</b>	Outside Fit Lid	PLA	Clear	4.67 x 4.67 x 0.80	22.34	60	1500	5.83	4 x 4
	<b>SDOFHGP1</b>	Outside Fit Lid w/ Dome	PET	Clear	4.67 x 4.67 x 0.80	18.81	50	1000	4.51	5 x 5
	<b>SDRPFLDC1</b>	Inside/Outside Fit Lid	PET	Clear	4.67 x 4.67 x 0.63	24.18	60	1500	5.83	4 x 4



## FreshServe® Rectangular Containers

Containers and lids with large view windows showcase products

Stackable for easy merchandising and handling

Continuous seal and corner locking design prevent leakage and increase shelf life

Choose from ultra clear or black PET for merchandising flexibility



### Rectangular Containers

8, 12 and 16 oz.  
Rectangular  
Containers



32 oz.  
Rectangular  
Containers



64 oz.  
Rectangular  
Containers



### Rectangular Lids

Lid for 8, 12 and 16 oz.  
Containers



Lid for 32 oz.  
Containers



Lid for 64 oz.  
Containers



## FreshServe® Rectangular Containers



A



B



C



D



E



F



G



H

Item No.	Description	Material	Color	Length x Width x Ht. (in.)	Case Wt. (lbs.)	Sleeve Pack	Case Pack	Cube (ft.3)	Ti x Hi
----------	-------------	----------	-------	----------------------------	-----------------	-------------	-----------	-------------	---------

## 8, 12 and 16 oz. Rectangular Containers &amp; Matching Lid

A	FS08P	8 oz. Container	PET	Clear	5.25 x 4.75 x 1.13	4.81	200	200	0.99	16 x 6
B	FS12P	12 oz. Container	PET	Clear	5.25 x 4.75 x 1.67	5.30	200	200	0.99	16 x 6
C	FS16BP	16 oz. Container	PET	Black	5.25 x 4.75 x 2.41	7.33	200	200	0.99	10 x 8
D	FS16P	16 oz. Container	PET	Clear	5.25 x 4.75 x 2.41	7.33	200	200	0.99	16 x 6
	FS01P	Lid for 8, 12 and 16 oz. Container	PET	Clear	5.25 x 4.75 x 0.69	4.51	200	200	0.73	16 x 6

## 32 oz. Rectangular Containers &amp; Matching Lid

E	FS32BP	32 oz. Container	PET	Black	7.13 x 5.25 x 2.75	10.73	200	200	1.26	11 x 6
F	FS32P	32 oz. Container	PET	Clear	7.13 x 5.25 x 2.75	9.99	200	200	1.26	11 x 6
	FS02P	Lid for 32 oz. Container	PET	Clear	7.13 x 5.25 x 0.69	6.73	200	200	1.06	11 x 8

## 64 oz. Rectangular Containers &amp; Matching Lid

G	FS64BP	64 oz. Container	PET	Black	10.50 x 7.13 x 2.41	20.33	200	200	2.49	5 x 6
H	FS64P	64 oz. Container	PET	Clear	10.50 x 7.13 x 2.41	21.08	200	200	2.49	5 x 6
	FS03P	Lid for 64 oz. Container	PET	Clear	10.50 x 7.13 x 0.69	13.65	200	200	1.97	5 x 6

## 60 Series Round Containers

- ▶ Crystal clear PET enhances product visibility
- ▶ Ribless design showcases the products inside
- ▶ Heat sealable flange for extended shelf life
- ▶ Easy to open and close for customer convenience



### Round Lids

Over Snap Lid



Snap-in Flat Lid



A



B



C



D



E



F



G

Item No.	Description	Material	Color	Dia. x Ht. (in.)	Case Wt. (lbs.)	Sleeve Pack	Case Pack	Cube (ft.3)	Ti x Hi
----------	-------------	----------	-------	------------------	-----------------	-------------	-----------	-------------	---------

#### Round Containers & Matching Lids

<b>A</b>	<b>1667</b>	18 oz. Container	PET	Clear	6.80 x 1.50	16.00	300	300	3.52	6 x 4
<b>B</b>	<b>1668</b>	24 oz. Container	PET	Clear	6.80 x 1.90	21.92	300	300	3.52	6 x 4
	<b>1643</b>	28 oz. Container	PET	Clear	6.80 x 2.15	20.34	300	300	3.52	6 x 4
<b>C</b>	<b>1669</b>	32 oz. Container	PET	Clear	6.80 x 2.50	19.25	300	300	3.52	6 x 4
	<b>1675</b>	42 oz. Container	PET	Clear	6.80 x 3.00	24.76	300	300	4.01	4 x 6
<b>D</b>	<b>1670</b>	48 oz. Container	PET	Clear	6.80 x 3.40	26.00	300	300	3.52	6 x 4
<b>E</b>	<b>1671</b>	64 oz. Container	PET	Clear	6.80 x 4.25	32.00	240	240	4.01	6 x 4
	<b>1666</b>	Oversnap Lid	PET	Clear	7.00 x 0.61	14.72	300	300	2.26	4 x 6
	<b>1128</b>	Snap-in Flat Lid w/Tab	PET	Clear	7.00 x 0.50	17.00	300	300	4.18	4 x 6

#### Round Containers w/Tab & Matching Lids

<b>F</b>	<b>1123</b>	32 oz. Container w/Tab	PET	Clear	6.80 x 2.50	19.13	300	300	4.18	4 x 6
<b>G</b>	<b>1113</b>	48 oz. Container w/Tab	PET	Clear	6.80 x 3.50	26.00	300	300	4.18	4 x 6
	<b>1128</b>	Snap-in Flat Lid	PET	Clear	7.00 x 0.50	17.00	300	300	4.18	4 x 6





## Parfait Cups

- ▶ Wide variety of cup sizes and capacities
- ▶ Built in tab provides easy opening
- ▶ Insert trays help separate toppings from food below
- ▶ Five unique lid heights and styles



### Lids & Inserts

**Flat Lid**



**Low Dome Lid**



**Flat Ring Dome Lid**



**High Dome Lid**



**Cup Insert**



**Dual Insert Tray**



## Parfait Cups



A



B



C



D

Item No.	Description	Material	Color Base/Lid	Dia. x Ht. (in.)	Case Wt. (lbs.)	Sleeve Pack	Case Pack	Cube (ft.3)	Ti x Hi
----------	-------------	----------	----------------	------------------	-----------------	-------------	-----------	-------------	---------

## 4.7" Parfait Cups, Matching Lids &amp; Inserts

<b>A</b>	<b>1651</b>	7 oz. Parfait Cup	PET	Clear	4.70 x 2.60	23.61	1000	1000	4.18	4 x 6
	<b>1178</b>	8 oz. Parfait Cup	PET	Clear	4.70 x 3.10	29.16	1000	1000	4.18	4 x 6
<b>B</b>	<b>1149</b>	10 oz. Parfait Cup	PET	Clear	4.70 x 3.10	29.16	1000	1000	4.18	4 x 6
	<b>1099</b>	Flat Lid	PET	Clear	4.70 x 0.34	17.00	1000	1000	4.18	4 x 6
	<b>1186</b>	Flat Ring Dome Lid	PET	Clear	4.70 x 0.70	17.00	1000	1000	4.18	4 x 6
	<b>1211</b>	High Dome Lid	PET	Clear	4.70 x 1.40	17.00	1000	1000	4.18	4 x 6
	<b>4402</b>	Cup Insert	PET	Clear	4.70 x 0.64	9.74	1000	1000	0.48	10 x 9
	<b>4747</b>	Dual Insert Tray	PET	Clear	4.70 x 0.70	3.96	400	400	0.38	10 x 9

## 4.7" Parfait Cup &amp; Lid Combos

<b>C</b>	<b>1772B</b>	10 oz. Parfait Cup w/Low Dome Lid	PET	Clear/Clear	4.70 x 3.80	11.80	250	250	1.99	8 x 6
	<b>1605</b>	10 oz. Parfait Cup w/Flat & High Dome Lids	PET	Clear/Clear	4.70 x 4.50	14.76	150	150	1.76	8 x 7
<b>D</b>	<b>1696</b>	10 oz. Parfait Cup w/High Dome Lid	PET	Clear/Clear	4.70 x 4.50	14.76	150	150	1.76	8 x 7

## D&amp;W Brand Round and Square Containers



Item No.	Description	Material	Color	Dia. x Ht. (in.)	Case Wt. (lbs.)	Sleeve Pack	Case Pack	Cube (ft.3)	Ti x Hi
----------	-------------	----------	-------	------------------	-----------------	-------------	-----------	-------------	---------

## 10" Round Bowls &amp; Matching Lids

<b>48104030</b>	40 oz. Bowl	PET	Clear	10.00 x 2.00	25.75	75	300	5.69	4 X 4
<b>G 48106430</b>	64 oz. Bowl	PET	Clear	10.00 x 3.00	33.65	75	300	5.87	4 x 4
<b>H 47110030</b>	Flat Dome Lid	PET	Clear	10.00 x 0.70	16.80	75	300	5.14	4 x 4
<b>47120030</b>	Dome Lid	PET	Clear	10.00 x 1.00	18.89	75	300	5.14	4 x 4

Item No.	Description	Material	Color Base/Lid	Lngh. x Wdth. x Ht. (in.)	Case Wt. (lbs.)	Sleeve Pack	Case Pack	Cube (ft.3)	Ti x Hi
----------	-------------	----------	----------------	---------------------------	-----------------	-------------	-----------	-------------	---------

## 4.75" Square Container/Lid Combos

<b>A 1532</b>	10 oz. Single-Comp. Container w/ Dip Cup and Flat Lid	PET	Clear/Clear	4.75 x 4.75 x 1.75	19.66	825	825	4.54	6 x 4
<b>1533</b>	10 oz. Container w/ Lid	PET	Clear/Clear	4.75 x 4.75 x 1.75	21.20	450	450	4.54	6 x 4

## 5" Square Containers w/ Taper &amp; Matching Lid

<b>B 4694</b>	16 oz. Container	PET	Clear	5.05 x 5.05 x 2.80	29.11	720	720	3.08	5 x 5
<b>4700</b>	8 oz. Container	PET	Clear	5.03 x 5.03 x 1.62	23.60	810	810	3.24	5 x 5
<b>C 4701</b>	Square Lid for 8/16 oz. Containers	PET	Clear	5.34 x 5.34 x 0.34	22.63	1020	1020	2.38	4 x 7

## 6" Square Container/Lid Combos

<b>1707</b>	16 oz. 2- Comp. Container w/ Flat Lid	PET	Clear/Clear	6.00 x 6.00 x 2.06	20.77	240	240	4.54	6 X 4
<b>1707-1</b>	16 oz. 2- Comp. Container w/ Flat Lid	PET	Clear/Clear	6.00 x 6.00 x 2.06	19.81	200	200	4.54	6 x 4

## 8" Square Containers &amp; Matching Lids

<b>F N91BP</b>	SeeShell® Scalloped Container, 44 oz., Bulk Pack	PET	Clear	8.64 x 8.64 x 2.10	224.36	2200	2200	32.78	1 x 1
<b>F N91P</b>	SeeShell® Scalloped Container, 44 oz.	PET	Clear	8.64 x 8.64 x 2.10	19.05	220	220	2.98	5 x 6
<b>G N92BP</b>	SeeShell® Scalloped Lid, Bulk Pack	PET	Clear	8.64 x 8.64 x 1.50	224.36	2200	2200	32.78	1 x 1
<b>G N92P</b>	SeeShell® Scalloped Lid	PET	Clear	8.64 x 8.64 x 1.50	19.05	220	220	2.98	5 x 6



## Hula Bowls

Unique shape and crystal clarity highlight fresh cut fruits and vegetables



◀ Tabs designed for easy opening

◀ Smooth sidewall for merchandising

▲ Six positive lock locations securely position the lid while allowing air flow for degassing ability

### Lid Options



▲  
Oval flat lid



▲  
Oval dome lid



A



B



C

Item No.	Description	Material	Color Base/Lid	Lngh. x Wdth. x Ht. (in.)	Case Wt. (lbs.)	Sleeve Pack	Case Pack	Cube (ft.3)	Ti x Hi
----------	-------------	----------	----------------	---------------------------	-----------------	-------------	-----------	-------------	---------

### Hula Bowls & Matching Lids

A	1220	65 oz. Oval Bowl	PET	Clear	12.00 x 8.30 x 2.18	18.03	75	150	3.25	6 x 5
B	1230	80 oz. Oval Bowl	PET	Clear	12.00 x 8.30 x 3.00	18.03	75	150	3.25	6 x 5
	1212	Oval Flat Lid	PET	Clear	12.00 x 8.30 x 0.40	13.00	150	150	1.69	9 x 5
	1204	Oval Dome Lid	PET	Clear	12.00 x 8.30 x 1.40	11.00	150	150	2.05	9 x 5

### Hula Bowl & Lid Combos

	1218	65 oz. Oval Bowl w/ Flat Lid	PET	Clear/Clear	12.00 x 8.30 x 2.18	13.00	75	75	2.05	9 x 5
	1284	80 oz. Oval Bowl w/ Flat Lid	PET	Clear/Clear	12.00 x 8.30 x 3.00	13.00	50	50	2.05	9 x 5
C	1203	80 oz. Oval Bowl w/ Dome Lid	PET	Clear/Clear	12.00 x 8.30 x 4.00	10.02	50	50	2.08	8 x 5



## SecureTab® Round Tamper Evident



▶ Pull tab with easy-to-read, embossed instructions



▶ Sturdy base and light weight tamper-evident lid



▶ Tab positions for maximum shelf-stocking efficiency

### Round Containers

#### 4.6" Round FreshServe® Containers



### Round Lids

#### SecureTab® Lid for 4.6" Round FreshServe® Containers



Item No.	Description	Material	Color	Dia. x Ht. (in.)	Case Wt. (lbs.)	Sleeve Pack	Case Pack	Cube (ft.3)	Ti x Hi
<b>4.6" Round FreshServe® Containers &amp; Matching Tamper-Evident Lid</b>									
A	RD8C1	PET	Clear	4.60 x 1.80	16.04	30	750	4.27	6 x 4
B	RDOB	PET	Clear	4.60 x 3.10	13.46	25	500	3.29	4 x 7
C	RD12C1	PET	Clear	4.60 x 2.50	20.29	30	750	4.27	6 x 4
D	RD16B1	PET	Clear	4.60 x 3.00	28.53	30	750	4.29	4 x 5
E	RD24B1	PET	Clear	4.60 x 4.30	22.43	25	500	3.42	6 x 5
F	RD28B1	PET	Clear	4.60 x 4.90	23.88	25	500	3.42	6 x 5
G	RD32B1	PET	Clear	4.60 x 5.60	24.77	25	500	3.42	6 x 5
H	RDIFTR-1	PET	Clear	4.86 x 0.50	8.75	50	500	2.81	8 x 5



## SecureTab® Square Tamper Evident



### Square Containers

**4.5" Square Containers**



**7" Square Containers**



### Square Lids


**SecureTab® Lid for 4.5" Square FreshServe® Containers**



**SecureTab® Lid for 7" Square Containers**



## SecureTab® Square Tamper Evident



	Item No.	Description	Material	Color	Lngh. x Wdth. x Ht. (in.)	Case Wt. (lbs.)	Sleeve Pack	Case Pack	Cube (Ft.3)	Ti x Hi
<b>4.5" Square Containers &amp; Matching Tamper-Evident Lid</b>										
<b>A</b>	<b>SD8C1</b>	8 oz. Container, Standard Bottom	PET	Clear	4.50 x 4.50 x 1.50	15.58	50	750	3.11	5 x 7
<b>B</b>	<b>SD12C1</b>	12 oz. Container, Standard Bottom	PET	Clear	4.50 x 4.50 x 2.00	21.06	50	750	3.11	5 x 6
	<b>SD12PBC1</b>	12 oz. Container, Smooth Bottom	PET	Clear	4.50 x 4.50 x 2.07	18.20	50	750	3.11	5 x 6
	<b>SD16C1</b>	16 oz. Container, Standard Bottom	PET	Clear	4.50 x 4.50 x 3.00	22.90	50	750	3.59	6 x 4
<b>C</b>	<b>SD16DBC1</b>	16 oz. Container, Dome Bottom	PET	Clear	4.50 x 4.50 x 3.00	21.45	50	750	3.59	6 x 4
<b>D</b>	<b>SD24</b>	24 oz. Container, Standard Bottom	PET	Clear	4.50 x 4.50 x 4.20	21.67	25	500	3.42	6 x 5
	<b>SD24DB</b>	24 oz. Container, Dome Bottom	PET	Clear	4.50 x 4.50 x 4.00	19.90	25	500	3.42	6 x 5
	<b>SD32</b>	32 oz. Container, Standard Bottom	PET	Clear	4.50 x 4.50 x 5.00	21.83	25	500	3.23	6 x 5
<b>E</b>	<b>SD32DB</b>	32 oz. Container, Dome Bottom	PET	Clear	4.50 x 4.50 x 5.00	21.50	25	500	3.23	6 x 5
	<b>SD40B1</b>	40 oz. Container, Standard Bottom	PET	Clear	4.50 x 4.50 x 6.00	30.00	25	500	3.37	6 x 5
<b>F</b>	<b>SDIFTRC1</b>	SecureTab® Lid for FreshServe® Square Containers	PET	Clear	4.99 x 4.62 x 0.50	13.57	750	750	2.92	9 x 4

	Item No.	Description	Material	Color	Lngh. x Wdth. x Ht. (in.)	Case Wt. (lbs.)	Sleeve Pack	Case Pack	Cube (Ft.3)	Ti x Hi
<b>7" Square Containers &amp; Matching Tamper-Evident Lid</b>										
<b>G</b>	<b>1299</b>	38 oz. 2-Comp. Container	PET	Clear	7.00 x 7.00 x 2.90	23.00	240	240	3.44	6 x 4
	<b>1238</b>	48 oz. Container	PET	Clear	7.04 x 7.04 x 2.80	19.45	240	240	2.75	5 x 3
<b>H</b>	<b>1253</b>	64 oz. Container	PET	Clear	7.04 x 7.04 x 4.10	22.10	240	240	2.75	5 x 3
<b>I</b>	<b>1232</b>	SecureTab® Lid for 7" Square Containers	PET	Clear	7.60 x 7.22 x 0.50	19.84	480	480	4.88	5 x 2



## VersaLock® Tamper Evident



VersaLock® Square and rectangular containers utilize a tamper evident CORNER TAB feature to provide you and your customers a clear indication if products have been tampered with or damaged.

### How to Use VersaLock® Tamper Evident Feature:



1 Sealed package corner lid tab indicates that package has not been tampered with



2 Pushing down on corner tab breaks seal



3 Broken seals and raised tab indicate that container has been tampered with



4 Lifting up on tab while pushing down on base side opens container



## VersaLock® Tamper Evident

Clear PET makes it easy to see what is inside

Lid design provides secure stacking

Corner tab with arrows indicating where to press down to open

Tight perimeter seals ensure leak-resistance

Flat panel area for labeling

\*Feature available only on 8" square containers

Sidewall feature designed to prevent tampering\*



Item No.	Description	Material	Color	Lngh. x Wdth. x Ht. (in.)	Case Wt. (lbs.)	Sleeve Pack	Case Pack	Cube (ft.3)	Ti x Hi
----------	-------------	----------	-------	---------------------------	-----------------	-------------	-----------	-------------	---------

### 5" Square Containers & Matching Tamper-Evident Lid

<b>A</b>	<b>PT201-0508B</b>	8 oz. Container	PET	Clear	5.15 x 5.15 x 1.72	12.79	63	504	2.60	8 x 4
<b>B</b>	<b>PT201-0516B</b>	16 oz. Container	PET	Clear	5.15 x 5.15 x 3.00	17.49	63	504	2.79	8 x 4
<b>C</b>	<b>PT201-0506L</b>	VersaLock® Square Lid for 8/16 oz.	PET	Clear	5.15 x 5.15 x 0.60	8.43	63	504	1.73	10 x 6

### 8" Square Containers & Matching Tamper-Evident Lid

<b>D</b>	<b>PT201-0832B</b>	32 oz. Container	PET	Clear	8.35 x 8.35 x 2.10	22.50	75	300	3.77	4 x 5
<b>E</b>	<b>PT201-0864B</b>	64 oz. Container	PET	Clear	8.35 x 8.35 x 3.60	30.00	75	300	3.95	4 x 5
<b>F</b>	<b>PT201-0806L</b>	VersaLock® Square Lid for 32/64 oz.	PET	Clear	7.78 x 7.78 x 0.60	16.20	50	300	3.12	6 x 5



## VersaLock® Tamper Evident

Clear PET makes it easy to see what is inside

Nested lid design provides secure stacking

Tight perimeter seals ensure leak-resistance

Corner tab with verbiage on side rim indicates where to press down to open

Straight wall sides maximize shelf space

Liquid catcher design on bottom



Item No.	Description	Material	Color	Lngh. x Wdth. x Ht. (in.)	Case Wt. (lbs.)	Sleeve Pack	Case Pack	Cube (ft.3)	Ti x Hi
----------	-------------	----------	-------	---------------------------	-----------------	-------------	-----------	-------------	---------

### 5.75" x 4.75" Rectangular Containers & Matching Tamper-Evident Lids

A	<b>1823</b>	8 oz. Container	PET	Clear	5.72 x 4.86 x 1.69	12.09	440	440	2.22	8 x 3
B	<b>1833</b>	12 oz. Container	PET	Clear	5.72 x 4.86 x 2.16	13.20	440	440	2.22	8 x 3
B	<b>1834</b>	12 oz. Container, Bulk Pack	PET	Clear	5.72 x 4.86 x 2.16	171.43	54	6588	31.24	1 x 1
C	<b>1843</b>	16 oz. Container	PET	Clear	5.72 x 4.86 x 2.78	16.60	440	440	2.36	8 x 3
D	<b>1825</b>	Rectangular Lid for 8/12/16 oz.	PET	Clear	4.98 x 4.12 x 0.40	9.30	440	440	1.50	8 x 3
D	<b>1826</b>	Rectangular Lid for 8/12/16 oz., Bulk Pack	PET	Clear	4.98 x 4.12 x 0.40	217.50	62	10,044	31.24	1 x 1

### 7.5" x 5.5" Rectangular Containers & Matching Tamper-Evident Lids

E	<b>1803</b>	24 oz. Container	PET	Clear	7.34 x 5.55 x 2.29	11.20	200	200	1.58	6 x 5
E	<b>1835</b>	24 oz. Container, Bulk Pack	PET	Clear	7.34 x 5.55 x 2.29	280.43	50	4300	31.24	1 x 1
F	<b>1813</b>	32 oz. Container	PET	Clear	7.34 x 5.55 x 2.79	12.00	200	200	1.58	10 x 3
G	<b>1840</b>	40 oz. Container	PET	Clear	7.34 x 5.55 x 3.41	12.43	50	200	1.74	10 x 3
G	<b>1841</b>	40 oz. Container, Bulk Pack	PET	Clear	7.34 x 5.55 x 3.41	256.30	50	4300	31.24	1 x 1
H	<b>1836</b>	Rectangular Lid for 24/32/40 oz., Bulk Pack	PET	Clear	6.60 x 4.81 x 0.40	290.66	60	6720	31.24	1 x 1
H	<b>1804</b>	Rectangular Lid for 24/32/40 oz., Bulk Pack	PET	Clear	6.60 x 4.81 x 0.40	187.14	5544	5544	26.58	1 x 1
H	<b>1805</b>	Rectangular Lid for 24/32/40 oz.	PET	Clear	6.60 x 4.81 x 0.40	6.80	200	200	1.06	6 x 5



# Cruiser® Bowls




▲ Ribbed sidewall for added strength



## Lid Vent Size Options



▲ Tab lid for easy opening and closing



▲ Pin vent



▲ 3MM vent

## Round Bowls

**Small Diameter Bowls**



**Medium Diameter Bowls**



**Large Diameter Bowls**



## Round Vented Lids

**Small Diameter**



**Medium Diameter**



**Large Diameter**





Item No.	Description	Material	Color	Dia. x Ht. (in.)	Case Wt. (lbs.)	Sleeve Pack	Case Pack	Cube (ft.3)	Ti x Hi		
<b>Small Diameter Bowls &amp; Matching Lids</b>											
<b>A</b>	<b>CT757-050</b>		5 oz. Bowl	MFPP	Black	4.75 x 1.16	10.92	50	500	2.39	5 x 9
<b>B</b>	<b>CT757-060</b>		6 oz. Bowl	MFPP	Black	4.75 x 1.35	10.92	50	500	2.39	5 x 9
<b>C</b>	<b>CT757-080</b>		8 oz. Bowl	MFPP	Black	4.75 x 1.72	13.19	50	500	2.39	5 x 9
<b>D</b>	<b>CT757-085CC-1</b>		8 oz. Car Cup Bowl	MFPP	Black	4.75 x 2.10	14.00	500	500	0.87	5 x 8
<b>E</b>	<b>CT757-100</b>		10 oz. Bowl	MFPP	Black	4.75 x 2.15	14.80	50	500	2.39	5 x 9
<b>F</b>	<b>CT757-120</b>		12 oz. Bowl	MFPP	Black	4.75 x 2.66	13.90	50	500	2.46	5 x 9
	<b>PL257-1001H1</b>		Lid with Pin Vent	PP	Clear	4.75 x 0.73	7.13	50	500	2.09	5 x 9
<b>G</b>	<b>PL257-1001H3-1</b>		Lid with 3MM Vent	PP	Clear	4.75 x 0.73	7.13	50	500	2.09	5 x 9
<b>Medium Diameter Bowls &amp; Matching Lids</b>											
<b>H</b>	<b>CT757-125-1</b>		12 oz. Bowl	MFPP	Black	5.82 x 1.60	22.84	78	624	4.33	6 x 4
<b>I</b>	<b>CT757-160-1</b>		16 oz. Bowl	MFPP	Black	5.82 x 2.40	27.46	78	624	4.33	6 x 4
<b>J</b>	<b>CT757-220-1</b>		22 oz. Bowl	MFPP	Black	5.82 x 2.80	31.28	78	624	4.33	6 x 4
<b>K</b>	<b>CT757-240-1</b>		24 oz. Bowl	MFPP	Black	5.82 x 3.20	34.45	78	624	4.33	6 x 4
	<b>PL257-2001H1-1</b>		Lid with Pin Vent	PP	Clear	5.80 x 0.34	12.24	52	624	2.56	6 x 5
<b>L</b>	<b>PL257-2001H3-1</b>		Lid with 3MM Vent	PP	Clear	5.80 x 0.34	12.49	52	624	2.64	8 x 5
<b>Large Diameter Bowls &amp; Matching Lid</b>											
	<b>CT557-320</b>		32 oz. Bowl	MFPP	White	6.75 x 2.90	17.40	75	300	2.80	6 x 6
<b>M</b>	<b>CT757-320</b>		32 oz. Bowl	MFPP	Black	6.75 x 2.90	17.40	75	300	2.80	6 x 6
<b>N</b>	<b>PL257-3001H1</b>		Lid with Pin Vent	PP	Clear	6.75 x 0.71	7.97	300	300	2.18	5 x 6



▲ Tabs on base and lid



▲ Positive lid fit

Square Lids

4" Vented Lid



5" Vented Lid



Item No.	Description	Material	Color	Lngth. x Wdth. x Ht. (in.)	Case Wt. (lbs.)	Sleeve Pack	Case Pack	Cube (ft.3)	Ti x Hi
----------	-------------	----------	-------	----------------------------	-----------------	-------------	-----------	-------------	---------

4" Square Containers & Matching Lid

<b>A</b>	<b>CT770-041</b>	4 oz. Container	MFPP	Black	4.00 x 4.00 x 1.50	9.45	60	540	1.65	8 x 7
<b>B</b>	<b>CT570-041</b>	4 oz. Container	MFPP	White	4.00 x 4.00 x 1.50	9.45	60	540	1.65	8 x 7
<b>C</b>	<b>CT770-061</b>	6 oz. Container	MFPP	Black	4.00 x 4.00 x 2.10	11.74	60	540	1.69	8 x 7
<b>D</b>	<b>CT570-061</b>	6 oz. Container	MFPP	White	4.00 x 4.00 x 2.10	11.74	60	540	1.69	8 x 7
<b>PL270-0411H1</b>	Vented Lid	PP	Clear	4.00 x 4.00 x 0.50	5.92	45	540	1.49	8 x 8	

5" Square Containers & Matching Lid

<b>E</b>	<b>CT771-081</b>	8 oz. Container	MFPP	Black	5.00 x 5.00 x 1.60	12.90	80	480	2.21	5 x 8
<b>F</b>	<b>CT571-081</b>	8 oz. Container	MFPP	White	5.00 x 5.00 x 1.60	12.90	80	480	2.21	5 x 8
<b>G</b>	<b>CT771-161</b>	16 oz. Container	MFPP	Black	5.00 x 5.00 x 2.90	18.47	80	480	2.41	5 x 8
<b>H</b>	<b>CT571-161</b>	16 oz. Container	MFPP	White	5.00 x 5.00 x 2.90	18.47	80	480	2.41	5 x 8
<b>PL271-0811H1</b>	Vented Lid	PP	Clear	5.00 x 5.00 x 0.50	8.12	80	480	1.99	6 x 8	



Raised center platform allows for excellent stackability

Positive perimeter seal "snap" keeps food contained




Anti-fog vented lid allows moisture to escape, keeping lid clear and food quality optimum



Top-shelf dishwasher safe: allows package to be cleaned and reused

## Rectangular Lids

### Small Entrée Containers Vented Dome Lid



### Large Entrée Containers Vented Dome Lid Vented High Dome Lid



Item No.	Description	Material	Color	Lngh. x Wdth. x Ht. (in.)	Case Wt. (lbs.)	Sleeve Pack	Case Pack	Cube (ft.3)	Ti x Hi
----------	-------------	----------	-------	---------------------------	-----------------	-------------	-----------	-------------	---------

### Small Entrée Containers & Matching Lid

<b>A</b>	<b>CT784-1024</b>	24 oz. Base	MFPP	Black	10.30 x 7.15 x 1.30	17.44	60	240	3.44	5 x 5
<b>B</b>	<b>CT784-1032</b>	32 oz. Base	MFPP	Black	10.30 x 7.15 x 1.62	21.00	60	240	3.44	5 x 5
<b>C</b>	<b>CT784-1048</b>	48 oz. Base	MFPP	Black	10.30 x 7.15 x 2.26	23.47	60	240	3.63	5 x 5
	<b>PL284-1014H3</b>	Vented Dome Lid	PP	Clear	10.30 x 7.15 x 1.14	12.22	240	240	2.73	5 x 6

### Large Entrée Containers & Matching Lids

<b>D</b>	<b>CT784-1154</b>	54 oz. Base	MFPP	Black	11.40 x 8.15 x 2.00	24.10	60	240	4.49	4 x 5
<b>E</b>	<b>CTWE784-1154</b>	54 oz. Base	MFPP	Wheat	11.40 x 8.15 x 2.00	24.10	60	240	4.49	4 x 5
	<b>PL284-1114H3</b>	Vented Dome Lid	PP	Clear	11.40 x 8.15 x 1.14	15.34	60	240	3.78	5 x 5
	<b>PL284-1124H3</b>	Vented High Dome Lid	PP	Clear	11.40 x 8.15 x 1.54	17.47	60	240	3.78	5 x 5



## Rectangular Lids

### Small Entrée Containers

#### Vented Lid



### Large Entrée Containers

#### Vented Lid



Item No.	Description	Material	Color	Lngh. x Wdth. x Ht. (in.)	Case Wt. (lbs.)	Sleeve Pack	Case Pack	Cube (ft.3)	Ti x Hi	
<b>Small Entrée Containers &amp; Matching Lid</b>										
<b>A</b>	<b>CT774-10321-1</b>	32 oz. Base	MFPP	Black	10.30 x 7.15 x 1.85	19.27	60	240	3.44	5 x 5
<b>B</b>	<b>CT774-10322C-1</b>	32 oz. 2-Comp. Base	MFPP	Black	10.30 x 7.15 x 2.45	24.63	60	240	3.82	5 x 5
	<b>PL274-10124H3</b>	Vented Lid	PP	Clear	10.30 x 7.15 x 1.20	11.91	60	240	2.73	5 x 6
<b>Large Entrée Container &amp; Matching Lid</b>										
<b>C</b>	<b>CT774-11482C-1</b>	48 oz. 2-Comp. Base	MFPP	Black	11.40 x 8.15 x 2.70	32.44	60	240	4.72	4 x 5
	<b>PL274-11124H3</b>	Vented Lid	PP	Clear	11.40 x 8.15 x 1.20	14.93	60	240	3.73	5 x 5

## Contour Bases &amp; Lids

- ▶ PP filled with natural mineral content
- ▶ Perfect for hot food applications
- ▶ Vented
- ▶ Dishwasher safe
- ▶ Microwaveable
- ▶ Refrigerator-safe



Item No.	Description	Material	Color Base/Lid	Lngh. x Wdth. x Ht. (in.)	Case Wt. (lbs.)	Sleeve Pack	Case Pack	Cube (ft.3)	Ti x Hi
<b>Bases &amp; Matching Lids</b>									
CT773-080	8" Square Contour Base	MFPP	Black	8.00 x 8.00 x 2.00	24.19	-	360	4.01	4 x 5
CT573-080	8" Square Contour Base	MFPP	White	8.00 x 8.00 x 2.00	24.19	-	360	4.01	4 x 5
CT772-075	7.5" Oblong Contour Base	MFPP	Black	7.50 x 6.25 x 1.90	24.03	-	360	3.68	6 x 4
CT572-075	7.5" Oblong Contour Base	MFPP	White	7.50 x 6.25 x 1.90	24.03	-	360	3.68	6 x 4
PL273-0804H3-181	8" Square Contour Lid, Vented	PP	Clear	8.00 x 8.00 x 1.50	13.17	-	360	3.53	4 x 5
PL272-0752H3	7.5" Oblong Contour Lid, Vented	PP	Clear	7.50 x 6.25 x 1.40	14.91	-	360	3.68	6 x 4




## D&W Brand Oblong Trays & Lids



Lid height options



Positive stacking



Vented lid options



Easy-open large lids

### Oblong Bases

#### Single Compartment



#### Two Compartment



#### Three Compartment



### Oblong Lids

Lid for  
8/12 oz.  
Trays

High Dome  
Lid



Lid for  
16 oz.  
Trays

High Dome  
Lid



Lids for 24/32 oz.  
Trays

Flat Dome  
Lid



High Dome  
Lid



High  
Smoothwall  
Dome



Lids for 48/64 oz.  
Trays

Low Dome  
Lid



High Dome  
Lid



## D&amp;W Brand Oblong Trays &amp; Lids



Item No.	Description	Material	Color	Lngth. x Wdth. x Ht. (in.)	Case Wt. (lbs.)	Sleeve PCK	Case Pack	Cube (ft.3)	Ti x Hi
<b>8 and 12 oz. Oblong Trays &amp; Matching Lid</b>									
<b>A</b>	<b>8RO-M-04</b>								
	8 oz. Oblong	MFPP	Black	5.82 x 4.75 x 1.00	10.42	125	500	1.29	8 x 9
	<b>12RO-M-04</b>								
	12 oz. Oblong	MFPP	Black	5.82 x 4.75 x 1.50	11.97	125	500	1.44	7 x 9
	<b>CL262-129</b>								
	8/12 oz. High Oblong Dome	OPS	Clear	5.92 x 4.86 x 1.20	6.90	125	500	2.03	4 x 9
<b>16 oz. Oblong Trays &amp; Matching Lid</b>									
<b>B</b>	<b>16RO-M-04</b>								
	16 oz. Oblong	MFPP	Black	6.35 x 5.19 x 1.60	17.15	125	500	1.82	7 x 8
<b>C</b>	<b>CT762-169CP</b>								
	16 Oz. Oblong w/Dome Lid	MFPP/OPS	Black/Clear	6.48 x 5.31 x 2.40	12.50	250	250	1.82	6 x 9
	<b>16RO-M-05</b>								
	16 oz. Oblong	MFPP	White	6.35 x 5.19 x 1.60	17.15	125	500	1.82	7 x 8
	<b>CL262-169</b>								
	16 oz. High Oblong Dome	OPS	Clear	6.48 x 5.31 x 1.25	7.80	125	500	2.71	3 x 8
<b>24 and 32 oz. Oblong Trays &amp; Matching Lids</b>									
<b>D</b>	<b>24RO-M-04</b>								
	24 oz. Oblong	MFPP	Black	8.03 x 6.54 x 1.60	13.75	125	250	1.28	4 x 11
<b>E</b>	<b>242RO-M-04</b>								
	24 oz. Oblong 2 Comp.	MFPP	Black	8.03 x 6.54 x 1.50	14.64	125	250	1.44	4 x 11
	<b>24RO-M-04BP</b>								
	24 oz. Oblong, Bulk Pack	MFPP	Black	8.07 x 6.61 x 1.65	353.40	6820	6820	31.85	1 x 1
<b>F</b>	<b>243RO-M-04</b>								
	24 oz. Oblong 3 Comp.	MFPP	Black	8.03 x 6.54 x 1.80	14.63	125	250	1.44	4 x 11
<b>G</b>	<b>CT24OBR-07CP</b>								
	24 Oz. Oblong w/Vented Dome Lid	MFPP/OPS	Black/Clear	8.15 x 6.65 x 2.50	9.30	100	100	1.83	4 x 11
	<b>32RO-M-04</b>								
	32 oz. Oblong	MFPP	Black	8.03 x 6.54 x 2.00	14.77	125	250	1.40	4 x 11
	<b>CL262-320</b>								
	24/32 oz. Flat Oblong Dome	OPS	Clear	8.15 x 6.65 x 0.40	6.30	125	250	1.55	4 x 12
	<b>CL262-320-1</b>								
	24/32 oz. Flat Oblong Dome	OPS	Clear	8.19 x 6.65 x 0.40	7.72	125	250	1.55	4 x 12
	<b>CL262-329</b>								
	24/32 oz. High Oblong Dome	OPS	Clear	8.15 x 6.65 x 1.30	8.66	125	250	2.40	3 x 10
	<b>CL262-329SW</b>								
	24/32 oz. High Smoothwall Oblong Dome	OPS	Clear	8.15 x 6.65 x 1.30	7.72	110	220	2.30	6 x 6

## D&amp;W Brand Oblong Trays &amp; Lids



A



B



C

Item No.	Description	Material	Color	Lngh. x Wdth. x Ht. (in.)	Case Wt. (lbs.)	Sleeve PCK	Case Pack	Cube (ft.3)	Ti x Hi
<b>48 and 64 oz. Oblong Trays &amp; Interchangeable Lids</b>									
<b>A</b>	<b>48OB-M-04</b>	MFPP	Black	10.78 x 7.38 x 1.80	18.58	50	200	3.52	5 x 6
<b>B</b>	<b>64OB-M-04</b>	MFPP	Black	10.78 x 7.38 x 2.30	19.94	50	200	3.62	4 x 6
	<b>64OB-M-05</b>	MFPP	White	10.78 x 7.38 x 2.30	19.94	50	200	3.62	4 x 6
<b>C</b>	<b>CT64OBR-07CP2</b>	MFPP/ OPS	Black/ Clear	11.10 x 7.72 x 3.40	15.36	100	100	3.62	2 x 6
	<b>CL262-645</b>	OPS	Clear	11.10 x 7.72 x 0.90	6.04	50	100	1.97	6 x 8
	<b>CL262-649</b>	OPS	Clear	11.10 x 7.72 x 1.50	6.11	50	100	1.97	6 x 7



Base Styles			Dome Styles			
Shallow	Deep 1-Comp.	Deep 3-Comp.	Low Dome 1-Comp.	Low Dome 3-Comp.	High Dome 1-Comp.	High Dome 3-Comp.

Vent Styles	
No Vent	4 Vents

Dome Height/Vent Variations by Base Size				
Dome Height	Low		High	
	None	4	None	4
Vents				
7"	●	●		
9"	●	●	●	●
9" 3-Comp.	●	●	●	●
10.25"	●	●	●	●



A



B



C



D



E



F

Item No.	Description	Material	Color Base/Lid	Lngh. x Wdth. x Ht. (in.)	Case Wt. (lbs.)	Sleeve Pack	Case Pack	Cube (ft.3)	Ti x Hi
----------	-------------	----------	----------------	---------------------------	-----------------	-------------	-----------	-------------	---------

**Forum® Pro 7" Base & Matching Lids**

<b>A</b>	<b>CT775-0724</b>	24 oz. Base	MFPP	Black	7.24 x 7.24 x 1.70	20.02	45	360	2.66	6 x 6
	<b>PL275-0708</b>	Low Dome Lid	PP	Clear	7.24 x 7.24 x 0.85	11.50	45	360	2.66	6 x 6
	<b>PL275-07084H3</b>	Low Dome Lid w/4 Vents	PP	Clear	7.24 x 7.24 x 0.85	11.50	45	360	2.66	6 x 6

**Forum® Pro 9" Bases & Matching Lids\***

<b>B</b>	<b>CT775-0920</b>	20 oz. Base	MFPP	Black	9.00 x 9.00 x 1.00	21.90	68	272	3.09	6 x 5
<b>C</b>	<b>CT775-09323C</b>	32 oz. 3-Comp. Base	MFPP	Black	9.00 x 9.00 x 1.60	23.60	68	272	3.19	6 x 5
<b>D</b>	<b>CT775-0942</b>	42 oz. Base	MFPP	Black	9.00 x 9.00 x 1.85	23.60	68	272	3.19	6 x 5
	<b>PL275-0908</b>	Low Dome Lid, Single Comp.	PP	Clear	9.00 x 9.00 x 0.80	13.60	68	272	3.09	6 x 5
	<b>PL275-09084H3</b>	Low Dome Lid w/4 Vents, Single Comp.	PP	Clear	9.00 x 9.00 x 0.80	13.60	68	272	3.09	6 x 5
	<b>PL275-09123C</b>	Low Dome Lid, 3-Comp.	PP	Clear	9.00 x 9.00 x 1.18	18.20	68	272	3.35	6 x 5
	<b>PL275-09123C4H3</b>	Low Dome Lid w/4 Vents, 3-Comp.	PP	Clear	9.00 x 9.00 x 1.18	18.20	68	272	3.35	6 x 5
	<b>PL275-0920</b>	High Dome Lid, Single Comp.	PP	Clear	9.00 x 9.00 x 2.00	16.90	68	272	3.35	6 x 5
	<b>PL275-09204H3</b>	High Dome Lid w/4 Vents, Single Comp.	PP	Clear	9.00 x 9.00 x 2.00	16.90	68	272	3.35	6 x 5
	<b>PL275-09203C</b>	High Dome Lid, 3-Comp.	PP	Clear	9.00 x 9.00 x 2.00	18.18	68	272	3.35	6 x 5
	<b>PL275-09203C4H3</b>	High Dome Lid w/4 Vents, 3-Comp.	PP	Clear	9.00 x 9.00 x 2.00	18.18	68	272	3.35	6 x 5

**Forum® Pro 10.25" Bases & Matching Lids**

<b>E</b>	<b>CT775-1026</b>	26 oz. Base	MFPP	Black	10.24 x 10.24 x 1.00	16.50	80	160	1.95	10 x 4
<b>F</b>	<b>CT775-1056</b>	56 oz. Base	MFPP	Black	10.24 x 10.24 x 1.85	17.90	80	160	2.18	8 x 4
	<b>PL275-1008</b>	Low Dome Lid	PP	Clear	10.24 x 10.24 x 0.80	10.65	80	160	2.38	8 x 4
	<b>PL275-10084H3</b>	Low Dome Lid w/4 Vents	PP	Clear	10.24 x 10.24 x 0.80	10.65	80	160	2.38	8 x 4
	<b>PL275-1020</b>	High Dome Lid	PP	Clear	10.24 x 10.24 x 2.00	13.27	80	160	2.50	8 x 4
	<b>PL275-10204H3</b>	High Dome Lid w/4 Vents	PP	Clear	10.24 x 10.24 x 2.00	13.27	80	160	2.50	8 x 4

\*3-compartment lids only work with 3-compartment bases, whereas single compartment lids work with all bases.



## HMR / Processor Trays

Available in either oxygen-barrier (with film) ▶  
or non-barrier (no film) versions to meet  
your specific requirements

Our oxygen barrier version utilizes a ▶  
multi-layer oxygen-barrier film laminated  
to the inner surface of the tray for  
high speed sealing

This version can also be utilized as part of ▶  
a MAP (modified atmosphere packaging)  
process to extend shelf life for fresh meats  
or ready to eat meals



**Film Coated**



**Not Film Coated**

### Oblong Bases

**#3 Footprint**



**#10 Footprint**



**Family Footprint**



**Universal Footprint**




## HMR / Processor Trays



Item No.	Description	Material	Color	Lngh. x Wdth. x Ht. (in.)	Cap. Oz.	Case Wt. (lbs.)	Sleeve Pack	Case Pack	Cube (ft.3)	Ti x Hi
<b>#3 Footprint</b>										
<b>A</b> CT07-3-164NF	#3 Tray, Narrow Rib, No Film	MFPP	Black	8.86 x 6.80 x 1.65	36.00	212.70	50	3000	46.67	1 x 1
CT07-3-164NFW-1	#3 Tray, Wide Rib, No Film	MFPP	Black	8.86 x 6.80 x 1.71	36.30	218.70	50	3000	46.67	1 x 1
<b>B</b> CT07-3-164W-1	#3 Tray, Wide Rib, Film	MFPP	Black	8.86 x 6.80 x 1.71	36.30	225.80	50	3000	46.67	1 x 1
CT07-3-164SW	#3 Tray, Step, Film	MFPP	Black	8.86 x 6.80 x 1.65	32.60	207.50	44	2640	46.67	1 x 2
CT07-3-191NFW-2	#3 Tray, Wide Rib, No Film	MFPP	Black	8.86 x 6.80 x 1.96	40.00	199.00	50	3000	46.67	1 x 1
<b>C</b> CT07-3-200SW	#3 Tray, Step, Film	MFPP	Black	8.86 x 6.80 x 2.03	38.00	207.50	44	2640	46.67	1 x 2
<b>#10 Footprint</b>										
<b>D</b> CT07-10-140W-1	#10 Tray, Wide Rib, Film	MFPP	Black	10.79 x 6.79 x 1.40	36.50	220.10	50	2400	46.67	1 x 2
CT07-10-200NF-1	#10 Tray, Wide Rib, No Film	MFPP	Black	10.79 x 6.79 x 2.09	55.80	188.10	50	2400	46.67	1 x 1
CT07-10-200W-1	#10 Tray, Wide Rib, Film	MFPP	Black	10.79 x 6.79 x 2.09	55.80	214.30	50	2400	45.41	1 x 2
CT07-10-240	#10 Tray, Narrow Rib, Film	MFPP	Black	10.79 x 6.79 x 2.41	65.00	252.10	44	2112	46.67	1 x 2
CT07-10-240NF	#10 Tray, Narrow Rib, No Film	MFPP	Black	10.79 x 6.79 x 2.41	65.00	226.40	44	2112	46.67	1 x 1
<b>E</b> CT07-10-300NFW	#10 Tray, Wide Rib, No Film	MFPP	Black	10.79 x 6.79 x 3.09	80.00	220.70	45	2160	46.67	1 x 2
CT07-10-300W-1	#10 Tray, Wide Rib, Film Coated	MFPP	Black	10.79 x 6.79 x 3.09	80.00	273.20	45	2160	46.67	1 x 2
<b>F</b> CT07-10-350NF	#10 Tray, Narrow Rib, No Film	MFPP	Black	10.79 x 6.79 x 3.51	91.60	297.70	42	2016	46.67	1 x 1

## HMR / Processor Trays



Item No.	Description	Material	Color	Lngh. x Wdth. x Ht. (in.)	Cap. Oz.	Case Wt. (lbs.)	Sleeve Pack	Case Pack	Cube (ft.3)	Ti x Hi
----------	-------------	----------	-------	---------------------------	----------	-----------------	-------------	-----------	-------------	---------

## Family Footprint


<b>A</b>	<b>CT07-FAM-150W</b>	Family Tray, Narrow Rib, Film	MFPP	Black	12.46 x 10.35 x 1.56	79.70	216.50	54	1296	46.67	1 x 2
<b>B</b>	<b>CT07-FAM-200W</b>	Family Tray, Narrow Rib, Film	MFPP	Black	12.46 x 10.35 x 2.04	103.80	233.20	54	1296	46.67	1 x 2
<b>C</b>	<b>CT07-FAM-250W</b>	Family Tray, Narrow Rib, Film	MFPP	Black	12.46 x 10.35 x 2.59	131.30	225.10	52	1248	46.67	1 x 1
<b>D</b>	<b>CT07-FAM-313NF</b>	Family Tray, Narrow Rib, No Film	MFPP	Black	12.46 x 10.35 x 3.22	161.60	278.70	52	1248	46.67	1 x 2
<b>E</b>	<b>CT07-FAM-313W</b>	Family Tray, Narrow Rib, Film	MFPP	Black	12.46 x 10.35 x 3.22	161.60	270.70	52	1248	46.67	1 x 2

## Universal Footprint

	<b>CT05-UNV-250NF1</b>	Univ Tray, Standard Rib, No Film	MFPP	White	10.25 x 8.00 x 2.51	81.30	211.25	42	1680	46.67	1 x 1
	<b>CT07-UNV-250NF1</b>	Univ Tray, Standard Rib, No Film	MFPP	Black	10.25 x 8.00 x 2.51	81.30	211.25	42	1680	46.67	1 X 1
<b>F</b>	<b>CT07-UNIV-200W1</b>	Univ Tray, Wide Rib, Film	MFPP	Black	10.25 x 8.00 x 2.06	64.90	222.40	50	2000	46.13	1 x 2
<b>G</b>	<b>CT07-UNIV-250W</b>	Univ Tray, Narrow Rib, Film	MFPP	Black	10.25 x 8.00 x 2.51	81.30	209.90	42	1680	46.67	1 x 2
	<b>CT07-UNV-200NF1</b>	Univ Tray, Wide Rib, No Film	MFPP	Black	10.25 x 8.00 x 2.06	64.90	222.40	50	2000	46.13	1 x 2
	<b>CT07-UNV-250NF1</b>	Univ Tray, Standard Rib, No Film	MFPP	Black	10.25 x 8.00 x 2.51	81.30	211.25	42	1680	46.67	1 x 1



## Roasters & Lids



Vent holes release steam



Easy to open tabs



Ribs drain liquid away from chicken



Wheat option for optical sorter recognition



A



B



C



D



E

Item	Description	Material	Color	Lngh. x Wdth. x Ht. (in.)	Case Wt. (lbs.)	Sleeve Pack	Case Pack	Cube (ft.3)	Ti x Hi	
<b>40 oz. Roaster Bases &amp; Vented Lid</b>										
A	CT719-940	9 in. Roaster Base	MFPP	Black	9.25 x 7.25 x 2.26	13.10	50	200	2.15	8 x 6
B	CTWE19-940	9 in. Roaster Base	MFPP	Wheat	9.25 x 7.25 x 2.26	13.10	50	200	2.15	8 x 6
C	PL219-9254H5	9 in. Roaster Lid, Vented	PP	Clear Anti-Fog	9.30 x 7.30 x 2.45	11.22	50	200	2.10	8 x 6
<b>42 oz. Roaster Base &amp; Vented Lid</b>										
D	CT719-1042	10 in. Roaster Base	MFPP	Black	10.06 x 7.62 x 2.12	16.65	50	200	3.07	5 x 6
E	PL219-10274H5	10 in. Roaster Lid, Vented	PP	Clear Anti-Fog	10.03 x 7.60 x 2.66	15.09	50	200	3.50	6 x 5
<b>40 oz. Roaster Base/Lid Combos</b>										
	PP719-40CP4H-1	Roaster w/ Lid, Vented	MFPP	Black/ Clear Anti-Fog	9.30 x 7.30 x 4.34	21.85	46	184	4.00	6 x 4
	PPWE19-40CP4H-1	Roaster Wheat w/ Lid, Vented	MFPP	Wheat/ Clear Anti-Fog	9.30 x 7.30 x 4.34	21.85	46	184	4.00	6 x 4

Secure lid fit maximizes product shelf life



Perfect for a wide variety of uses, from desserts to fruit cups to salads of all sizes

All bases come with a built-in tab for easy open access

Scalloped or fluted wall designs provide premium appearance

Available in both PS and PLA, to help meet your sustainability goals.

Liquid catcher bottom helps to separate excess juices from food



A



B



C



D



E



F

Item No.	Description	Material	Color	Dia. x Ht. (in.)	Case Wt. (lbs.)	Sleeve Pack	Case Pack	Cube (ft.3)	Ti x Hi
----------	-------------	----------	-------	------------------	-----------------	-------------	-----------	-------------	---------

**5.88" Round Bowl/Lid Combos**

A	<b>L72</b>	12 oz. Fluted Bowl w/ Dome Lid	PS	Clear	5.88 x 2.13	11.21	250	250	3.18	9 x 3
B	<b>L16WN</b>	16 oz. Scalloped Bowl w/ Dome Lid	PLA	Clear	5.88 x 2.63	11.33	250	250	3.61	4 x 4
C	<b>L75</b>	16 oz. Fluted Bowl w/ Dome Lid	PS	Clear	5.88 x 2.63	10.07	250	250	3.18	9 x 3

**7.63" Round Bowl/Lid Combos**

D	<b>L18WN-1</b>	18 oz. Scalloped Bowl w/ Dome Lid	PLA	Clear	7.63 x 2.13	11.71	25	150	3.69	5 x 5
	<b>L81A-1</b>	24 oz. Fluted Bowl w/ Dome Lid	PS	Clear	7.63 x 2.40	9.92	25	150	3.69	5 x 6
E	<b>L32-1</b>	32 oz. Scalloped Bowl w/ Dome Lid	PS	Clear	7.63 x 3.11	10.63	25	150	3.69	5 x 5
G	<b>L32WN-1</b>	32 oz. Scalloped Bowl w/ Dome Lid	PLA	Clear	7.63 x 3.11	11.99	25	150	3.69	5 x 5
F	<b>L84-1</b>	32 oz. Fluted Bowl w/ Dome Lid	PS	Clear	7.63 x 2.69	10.63	25	150	3.69	5 x 5
	<b>L90-1</b>	64 oz. Fluted Bowl w/ Dome Lid	PS	Clear	7.63 x 4.44	13.01	25	150	3.69	5 x 5



Clear lids showcase products;  
entice customers ▶



Fluted side walls ▶  
provide superior  
package strength  
and product protection

◀ Corner tabs make  
containers easy to  
open and reseal

◀ Stackability enhances  
merchandising and transport  
convenience

### Rectangular Bases

**Small Bases**



**Medium Bases**



**Large Bases**



### Rectangular Lids

**Lids for Small Bases**

**Flat Lid**



**Lids for Medium Bases**

**Flat Lid**




**High Dome Lid**



**Lids for Large Bases**

**Flat Lid**



**Flat Lid w/  
Compartments**



**High Dome Lid**





Item No.	Description	Material	Color Base/Lid	Lngh. x Wdth. x Ht. (in.)	Case Wt. (lbs.)	Sleeve Pack	Case Pack	Cube (ft.3)	Ti x Hi
<b>Small Bases &amp; Matching Lid</b>									
<b>A H2</b>	12 oz. Base	OPS	Clear	5.88 x 4.88 x 2.00	4.87	250	250	1.42	9 x 6
<b>B H3</b>	16 oz. Base	OPS	Clear	5.88 x 4.88 x 2.88	6.59	250	250	1.48	9 x 6
<b>H4</b>	Flat Lid	OPS	Clear	5.88 x 4.88 x 0.33	5.00	250	250	0.89	9 x 9
<b>Medium Bases &amp; Matching Lids</b>									
<b>C H7</b>	24 oz. Base	OPS	Clear	7.50 x 6.50 x 1.78	7.29	250	250	2.33	6 x 7
<b>D H8</b>	32 oz. Base	OPS	Clear	7.50 x 6.50 x 2.37	7.56	250	250	2.33	6 x 7
<b>H9</b>	Flat Lid	OPS	Clear	7.50 x 6.50 x 0.31	5.02	250	250	1.79	4 x 9
<b>H9-1</b>	Flat Lid	OPS	Clear	7.50 x 6.50 x 0.31	6.55	50	300	1.79	6 x 8
<b>H15A</b>	High Dome Lid	OPS	Clear	7.50 x 6.50 x 0.94	7.91	250	250	1.79	6 x 8
<b>Large Bases &amp; Matching Lids</b>									
<b>E H55B</b>	29 oz. 3-Comp. Base	OPS	Clear	9.00 x 7.38 x 1.69	8.72	250	250	3.66	6 x 4
<b>F H51B</b>	48 oz. Base	OPS	Clear	9.00 x 7.38 x 2.34	10.69	250	250	3.66	6 x 4
<b>G H52B</b>	64 oz. Base	OPS	Clear	9.00 x 7.38 x 3.18	12.60	250	250	3.66	6 x 4
<b>H53B</b>	Flat Lid	OPS	Clear	9.00 x 7.38 x 0.37	7.30	250	250	2.50	5 x 6
<b>I59</b>	Flat Lid w/ Compartments	OPS	Clear	9.00 x 7.38 x 2.06	8.36	250	250	2.50	6 x 5
<b>H57B</b>	High Dome Lid	OPS	Clear	9.00 x 7.38 x 1.13	8.46	250	250	3.21	6 x 5



Item No.	Description	Material	Color Base/Lid	Lngh. x Wdth. x Ht. (in.)	Case Wt. (lbs.)	Sleeve Pack	Case Pack	Cube (ft.3)	Ti x Hi
<b>Small Base/Lid Combos</b>									
<b>A</b>	<b>H58-1</b>								
	8 oz. Base w/ Flat Lid	OPS	Clear	5.88 x 4.88 x 1.31	10.45	50	400	3.69	5 x 5
<b>B</b>	<b>H58WN-1</b>								
	8 oz. Base w/ Flat Lid	PLA	Clear	5.88 x 4.88 x 1.31	14.17	50	400	3.69	5 x 5
<b>C</b>	<b>H59-1</b>								
	12 oz. Base w/ Flat Lid	OPS	Clear	5.88 x 4.88 x 1.96	11.51	50	400	3.69	5 x 5
<b>D</b>	<b>H59WN-1</b>								
	12 oz. Base w/ Flat Lid	PLA	Clear	5.88 x 4.88 x 1.96	15.41	50	400	3.69	5 x 5
<b>E</b>	<b>H60-1</b>								
	16 oz. Base w/ Flat Lid	OPS	Clear	5.88 x 4.88 x 2.87	12.80	50	400	3.69	5 x 5
	<b>H60WN-1</b>								
	16 oz. Base w/ Flat Lid	PLA	Clear	5.88 x 4.88 x 2.87	16.71	50	400	3.69	5 x 5
<b>Medium Base/Lid Combos</b>									
<b>F</b>	<b>H61</b>								
	24 oz. Base w/ Flat Lid	OPS	Clear	7.50 x 6.50 x 1.82	12.02	250	250	3.52	6 x 4
	<b>H61WN</b>								
	24 oz. Base w/ Flat Lid	PLA	Clear	7.50 x 6.50 x 1.82	15.79	250	250	3.01	5 x 5
<b>G</b>	<b>H62</b>								
	32 oz. Base w/ Flat Lid	OPS	Clear	7.50 x 6.50 x 2.41	13.01	250	250	3.52	6 x 4
	<b>H62WN</b>								
	32 oz. Base w/ Flat Lid	PLA	Clear	7.50 x 6.50 x 2.41	17.25	250	250	3.01	5 x 5
<b>Large Base/Lid Combos</b>									
<b>H</b>	<b>H80WN-1</b>								
	48 oz. Base w/ Low Dome Lid	PLA	Clear	9.00 x 7.38 x 2.34	18.53	63	189	6.67	4 x 4
<b>I</b>	<b>H84WN-1</b>								
	64 oz. Base w/ Low Dome Lid	PLA	Clear	9.00 x 7.38 x 3.21	19.61	63	189	6.67	4 x 4

## Hot Cold Bowls



### Round Bowls

**Extra Small Diameter Bowls**



**Small Diameter Bowls**



**Medium Diameter Bowls**



**Large Diameter Bowls**



### Round Lids

**Flat Lid**



**Vented Flat Lid**



**Dome Lid**



## Hot Cold Bowls



Item No.	Description	Material	Color	Dia. x Ht. (in.)	Case Wt. (lbs.)	Sleeve Pack	Case Pack	Cube (ft.3)	Ti x Hi	
<b>Extra Small Diameter Bowl &amp; Matching Lid</b>										
<b>A</b>	<b>CF765-060</b>	6 oz. Bowl	PS	Black	4.00 x 1.64	15.00	50	1000	1.43	5 x 11
	<b>CL265-060OP</b>	Flat Lid	PS	Clear	4.13 x 0.37	7.36	50	1000	2.42	6 x 5
<b>Small Diameter Bowls &amp; Matching Lid</b>										
<b>B</b>	<b>CF765-080</b>	8 oz. Bowl	PS	Black	4.92 x 1.64	11.10	50	500	1.56	6 x 8
<b>C</b>	<b>CF765-120</b>	12 oz. Bowl	PS	Black	4.92 x 2.26	11.66	50	500	2.58	4 x 8
	<b>CL265-121VH</b>	Vented Flat Lid	PS	Clear	5.16 x 0.40	8.00	50	500	2.58	4 x 8
<b>Medium Diameter Bowls &amp; Matching Lids</b>										
<b>D</b>	<b>CF765-160</b>	16 oz. Bowl	PS	Black	5.81 x 2.23	14.01	50	500	2.58	4 x 7
<b>E</b>	<b>CF765-200</b>	20 oz. Bowl	PS	Black	5.81 x 2.66	17.85	50	500	3.25	4 x 8
<b>F</b>	<b>CF565-220</b>	22 oz. Bowl	PS	White	5.81 x 2.89	20.46	500	500	3.25	3 x 8
<b>G</b>	<b>CF765-220</b>	22 oz. Bowl	PS	Black	5.81 x 2.89	19.90	50	500	3.25	4 x 7
	<b>CL265-221OP</b>	Flat Lid	PS	Clear	6.00 x 0.50	6.88	50	500	2.56	6 x 5
	<b>CL265-221VL</b>	Vented Flat Lid	PS	Clear	6.00 x 0.50	8.20	50	500	2.56	6 x 5
	<b>CL295-220</b>	Dome Lid	PS	Clear	6.00 x 0.80	7.83	50	500	2.56	6 x 6
<b>Large Diameter Bowl &amp; Matching Lid</b>										
<b>H</b>	<b>CF765-320</b>	32 oz. Bowl	PS	Black	6.34 x 3.18	27.14	50	500	3.44	4 x 7
	<b>CL265-320OP</b>	Flat Lid	PS	Clear	6.65 x 0.38	9.00	50	500	2.82	6 x 7
<b>Bowl/Lid Combo</b>										
	<b>CF765-320CP</b>	32 oz. Bowl w/ Flat Lid	PS	Black/ Clear	6.65 x 3.20	10.00	150	150	2.12	6 x 6

## All Purpose Rounds

- ▶ Wide variety of bowl sizes and lid styles
- ▶ Available in both black and white
- ▶ Crystal clear lids make it easy to view product inside
- ▶ Positive stacking features



### Round Bowls

**Extra Small Diameter Bowls**



**Small Diameter Bowls**



**Medium Diameter Bowls**



**Large Diameter Bowls**



### Round Lids

**Standard Lid**



**Flat Lid**



**Flat Vented Lid**



**Flat Stackable Lid**



**Flat Stackable Vented Lid**



**Deli Flat Vented Lid**



**Vented Dome Lid**





## All Purpose Rounds



Item No.	Description	Material	Color	Dia. x Ht. (in.)	Case Wt. (lbs.)	Sleeve Pack	Case Pack	Cube (ft.3)	Ti x Hi	
<b>Extra Small Bowls &amp; Matching Lid</b>										
<b>A</b>	<b>CF755-031</b>	3.5 oz. Bowl	PS	Black	3.30 x 1.75	8.49	50	1000	1.85	8 x 6
	<b>CL255-031</b>	Standard Lid	PS	Clear	3.46 x 0.42	7.12	50	1000	1.58	8 x 6
<b>Small Bowls, Matching Lids &amp; Combo</b>										
<b>B</b>	<b>CF755-040</b>	4 oz. Bowl	PS	Black	4.00 x 1.20	11.39	50	1000	1.60	10 x 5
<b>C</b>	<b>CF755-050</b>	5 oz. Bowl	PS	Black	4.00 x 1.70	12.02	50	1000	1.80	10 x 5
<b>D</b>	<b>CF755-060</b>	6 oz. Bowl, Curled	PS	Black	4.00 x 2.00	13.87	50	1000	2.94	6 x 5
<b>E</b>	<b>CF755-080</b>	8 oz. Bowl	PS	Black	4.00 x 2.13	11.45	50	1000	1.90	10 x 5
<b>F</b>	<b>CF755-121</b>	10 oz. Bowl	PS	Black	4.00 x 2.55	17.90	50	1000	2.87	5 x 5
	<b>CL255-060OP</b>	Flat Lid	PS	Clear	4.13 x 0.38	8.10	50	1000	2.42	10 x 4
	<b>CL255-0501H1</b>	Flat Vented Lid	PS	Clear	4.13 x 0.58	8.03	50	1000	2.86	6 x 5
	<b>CL255-040</b>	Flat Stackable Lid	PS	Clear	4.13 x 0.50	7.97	50	1000	2.42	6 x 5
	<b>CL255-040VL</b>	Flat Stackable Vented Lid	PS	Clear	4.13 x 0.50	8.12	50	1000	2.42	6 x 5
	<b>CF755-060DY</b>	6 oz. Bowl, Curled, w/Lid	PS	Black/Clear	4.13 x 2.03	10.62	50	500	2.94	6 X 5
<b>Medium Bowls &amp; Matching Lid</b>										
<b>G</b>	<b>CF755-120</b>	12 oz. Bowl, Curled	PS	Black	4.50 x 2.44	18.76	50	1000	3.39	6 x 5
	<b>CL250-3201H1</b>	Deli Flat Vented Lid	PS	Clear	4.72 x 0.59	11.60	50	1000	4.00	5 x 5
<b>Large Bowls &amp; Matching Lids</b>										
	<b>8SB-C-04</b>	8 oz. Squat Bowl	PS	Black	4.92 x 1.70	9.62	50	500	2.25	4 x 9
<b>H</b>	<b>16AP-C-04</b>	16 oz. Bowl	PS	Black	4.92 x 2.83	13.63	50	500	2.25	4 x 9
<b>H</b>	<b>CF755-160</b>	16 oz. Bowl	PS	Black	4.92 x 2.83	25.51	50	1000	4.07	6 x 4
	<b>8SB-FV</b>	Vented Flat Lid	PS	Clear	0.57 x 5.16	7.64	50	500	2.34	4 x 8
	<b>CL255-1691H1</b>	Vented Dome Lid	PS	Clear	5.16 x 1.50	7.73	50	500	2.51	4 x 8

- ▶ Shallow bowls and lids offer a wide variety of uses for both hot and cold foods, including soups, salads, protein or rice bowls
- ▶ Sleek, simple design is available in matte or high gloss black for a more premium look
- ▶ Multiple lid heights and styles available, including vented and nonvented options



### What is C-Fine®?

D&W's proprietary patented process enables the design and manufacture of products using 30% less oil-based Polystyrene resin



HIPS - High Gloss Black



C-Fine® - Black

## Round Bowls

Small Diameter Bowls



Medium Diameter Bowls



Large Diameter Bowls



## Round Lids

Plain



Plain Vented



Flat Lid



Low Dome



High Dome





Item No.	Description	Material	Color	Dia. x Ht. (in.)	Case Wt. (lbs.)	Sleeve Pack	Case Pack	Cube (ft.3)	Ti x Hi	
<b>16 oz. Bowls &amp; Matching Lids</b>										
<b>A</b>	<b>BP725-160</b>	16 oz. Bowl	HIPS	High Gloss Black	6.22 x 1.60	11.55	100	400	0.84	9 x 15
<b>B</b>	<b>CF725-160</b>	16 oz. Bowl	C-Fine®	Black	6.22 x 1.60	9.32	100	400	1.46	9 x 7
	<b>HL225-165</b>	Low Dome	PS	Clear	6.33 x 1.00	8.06	50	400	2.31	6 x 7
	<b>CL229-169</b>	High Dome	PS	Clear	6.33 x 1.90	10.60	50	500	3.71	4 x 6
<b>24 oz. Bowl &amp; Matching Lid</b>										
<b>C</b>	<b>CF725-240</b>	24 oz. Bowl	C-Fine®	Black	7.38 x 1.60	11.92	100	400	2.26	6 x 6
	<b>HL225-245</b>	Low Dome	PS	Clear	7.50 x 1.00	11.18	50	400	2.97	6 x 6
<b>32 oz. Bowls &amp; Matching Lids</b>										
<b>D</b>	<b>BP725-320</b>	32 oz. Bowl	HIPS	High Gloss Black	8.31 x 1.60	12.20	100	200	1.01	10 x 6
<b>D</b>	<b>BP725-320-2</b>	32 oz. Bowl	HIPS	High Gloss Black	8.31 x 1.60	20.60	45	360	1.77	10 x 5
	<b>BP725-320-1</b>	32 oz. Bowl, Grease Resistant	HIPS	High Gloss Black	8.31 x 1.60	11.31	100	200	0.99	10 x 6
<b>E</b>	<b>CF725-320</b>	32 oz. Bowl	C-Fine®	Black	8.32 x 1.60	9.24	100	200	1.65	6 x 5
<b>E</b>	<b>CF725-320-1</b>	32 oz. Bowl	C-Fine®	Black	8.32 x 1.67	14.49	45	360	2.81	6 x 5
	<b>HL225-325</b>	Plain Lid	PS	Clear	8.50 x 1.00	7.16	50	200	2.01	9 x 5
	<b>HL225-325-1</b>	Plain Lid	PS	Clear	8.50 x 1.00	13.10	72	360	3.75	4 x 6
	<b>HL225-325VH</b>	Plain Vented Lid	PS	Clear	8.50 x 1.00	7.20	50	200	2.01	8 x 5
	<b>CL229-320-1</b>	Flat Lid	PS	Clear	8.50 x 0.75	13.80	45	360	4.50	9 x 5
	<b>CL229-325</b>	Low Dome	PS	Clear	8.50 x 1.30	11.23	50	300	3.55	4 x 5
	<b>CL229-325-1</b>	Low Dome	PS	Clear	8.50 x 1.30	13.80	45	180	2.06	9 x 5
	<b>CL229-329</b>	High Dome	PS	Clear	8.50 x 2.10	10.00	50	300	3.26	6 x 3
	<b>CL229-329-1</b>	High Dome	PS	Clear	8.50 x 2.10	12.80	72	360	5.00	4 x 5

Refer to page 50 to learn more about C-Fine®



- ▶ Upscale presentation
- Serving convenience
- Just-right temperature
- Single/family portions
- Easy clean up/disposal
- Logo embossing available



Multiple lid choices

Multiple base options



### Base Styles

Shallow		Mid-Depth			Deep		
1-Comp.	3-Comp.	1-Comp.	2-Comp. (70/30)	3-Comp.	1-Comp.	2-Comp. (Corner)	3-Comp.

### Lid Styles

Flat		Low Dome		High Dome		
1-Comp.	2-Comp. (Corner)	1-Comp.	3-Comp.	1-Comp.	2-Comp. (70-30)	3-Comp.

### Vent Styles

Single Vent Hole



4-Vent Hole



### Dome Height/Vent Variations by Size\*

Dome Height	Flat		Low			High		
Vents	None	1	None	1	4	None	1	4
7"	●		●				●	
9"	●		●	●	●	●	●	●
9" 3-Comp.			●				●	
10.25"			●	●	●	●	●	
10.25" 2-Comp. (70/30)						●		
10.25" 2-Comp. (Corner)		●						
10.25" 3-Comp.				●			●	



Item No.	Description	Material	Color Base/Lid	Lngh. x Wdth. x Ht. (in.)	Case Wt. (lbs.)	Sleeve Pack	Case Pack	Cube (ft.3)	Ti x Hi
----------	-------------	----------	----------------	---------------------------	-----------------	-------------	-----------	-------------	---------

### 7" Bases & Matching Lids

<b>A</b>	<b>CF713-070-1</b>	12 oz. Shallow Base	C-Fine®	Black	7.20 x 7.20 x 1.00	13.73	108	432	3.56	5 x 6
<b>B</b>	<b>BP723-070-1</b>	24 oz. Deep Base	HIPS	High Gloss Black	7.20 x 7.20 x 1.70	17.96	108	432	3.56	5 x 6
<b>C</b>	<b>HI223-070</b>	24 oz. Deep Base	HIPS	Clear	7.20 x 7.20 x 1.69	16.40	50	400	2.92	5 x 6
<b>D</b>	<b>CF723-070-2</b>	24 oz. Deep Base	C-Fine®	Black	7.20 x 7.20 x 1.69	14.05	108	432	3.56	5 x 6
	<b>CL213-071NV-1</b>	Flat Lid	OPS	Clear	7.20 x 7.20 x 0.63	8.86	108	432	2.96	6 x 6
	<b>CL213-070NV-1</b>	Low Dome Lid	OPS	Clear	7.20 x 7.20 x 1.19	10.72	108	432	3.56	5 x 6
	<b>CL213-070-1</b>	Low Dome Lid w/ 1 Vent	OPS	Clear	7.20 x 7.20 x 1.19	10.72	54	432	3.56	5 x 6
	<b>CL213-079-1</b>	High Dome Lid w/ 1 Vent	OPS	Clear	7.20 x 7.20 x 1.87	12.42	108	432	4.07	4 x 5

### 9" Bases & Matching Lids

<b>E</b>	<b>CF713-090-1</b>	24 oz. Shallow Base	C-Fine®	Black	9.00 x 9.00 x 1.00	16.47	75	300	5.28	4 x 5
<b>F</b>	<b>CF713-090MD-1</b>	28 oz. Mid-Depth Base	C-Fine®	Black	9.00 x 9.00 x 1.38	17.50	75	300	5.28	4 x 5
<b>G</b>	<b>CF723-090-1</b>	40 oz. Deep Base	C-Fine®	Black	9.00 x 9.00 x 1.85	16.94	75	300	5.28	4 x 5
<b>H</b>	<b>BP723-090-1</b>	40 oz. Deep Base	HIPS	High Gloss Black	9.00 x 9.00 x 1.85	23.49	75	300	5.28	4 x 5
	<b>CL213-091NV-1</b>	Flat Lid	OPS	Clear	9.00 x 9.00 x 0.75	10.73	75	300	3.97	4 x 5
	<b>CL213-090NV-1</b>	Low Dome Lid	OPS	Clear	9.00 x 9.00 x 1.18	10.84	75	300	3.97	4 x 5
	<b>CL213-090-1</b>	Low Dome Lid w/ 1 Vent	OPS	Clear	9.00 x 9.00 x 1.18	11.65	75	300	3.97	4 x 5
	<b>CL213-0904H3-1</b>	Low Dome Lid w/ 4 Vents	OPS	Clear	9.00 x 9.00 x 1.18	11.90	75	300	3.97	4 x 5
	<b>CL213-099NV-1</b>	High Dome Lid	OPS	Clear	9.00 x 9.00 x 2.00	13.07	75	300	3.97	4 x 3
	<b>CL213-099-1</b>	High Dome Lid w/ 1 Vent	OPS	Clear	9.00 x 9.00 x 2.00	11.75	75	300	3.97	4 x 5
	<b>CL213-0994H-1</b>	High Dome Lid w/ 4 Vents	OPS	Clear	9.00 x 9.00 x 2.00	13.07	75	300	3.97	4 x 5

Refer to page 50 to learn more about C-Fine®





Item No.	Description	Material	Color Base/Lid	Lngh. x Wdth. x Ht. (in.)	Case Wt. (lbs.)	Sleeve Pack	Case Pack	Cube (Ft.3)	Ti x Hi	
<b>9" 3-Compartment Bases &amp; Matching Lids*</b>										
<b>A</b>	<b>CF713-093-1</b>	18 oz. 3-Comp. Shallow Base	C-Fine®	Black	9.00 x 9.00 x 1.00	15.15	75	300	5.28	4 x 5
<b>B</b>	<b>CF713-093MD-1</b>	30 oz. 3 Comp. Mid-Depth Base	C-Fine®	Black	9.00 x 9.00 x 1.59	17.06	75	300	5.28	4 x 5
<b>C</b>	<b>CF723-093-1</b>	36 oz. 3-Comp. Deep Base	C-Fine®	Black	9.00 x 9.00 x 1.65	19.30	75	300	5.28	4 x 5
	<b>CL213-0903C-1</b>	Low Dome Lid, 3-Comp.	OPS	Clear	9.00 x 9.00 x 1.18	11.73	75	300	3.97	4 x 5
	<b>CL213-0993C-1</b>	High Dome Lid w/ 1 Vent, 3-Comp.	OPS	Clear	9.00 x 9.00 x 2.00	12.84	75	300	3.97	4 x 5
<b>10.25" Bases &amp; Matching Lids</b>										
<b>D</b>	<b>BP713-100-1</b>	24 oz. Shallow Base	HIPS	High Gloss Black	10.25 x 10.25 x 1.00	16.99	40	160	3.36	6 x 4
<b>E</b>	<b>HIR13-100</b>	24 oz. Shallow Base	HIPS	High Gloss Red	10.25 x 10.25 x 1.00	21.60	200	200	3.80	6 x 4
<b>F</b>	<b>CF713-100-1</b>	24 oz. Shallow Base	C-Fine®	Black	10.25 x 10.25 x 1.00	9.87	40	160	3.36	6 x 4
<b>G</b>	<b>CF713-100MD-1</b>	54 oz. Mid-Depth Base	C-Fine®	Black	10.25 x 10.25 x 1.77	12.37	40	160	3.36	6 x 4
<b>H</b>	<b>BP723-100-1</b>	64 oz. Deep Base	HIPS	High Gloss Black	10.25 x 10.25 x 2.13	18.57	40	160	3.36	6 x 4
	<b>CF723-100-1</b>	64 oz. Deep Base	C-Fine®	Black	10.25 x 10.25 x 2.13	12.37	40	160	3.36	6 x 4
	<b>CL213-100NV-1</b>	Low Dome Lid	OPS	Clear	10.25 x 10.25 x 1.18	8.12	40	160	2.80	8 x 4
	<b>CL213-100-1</b>	Low Dome Lid w/ 1 Vent	OPS	Clear	10.25 x 10.25 x 1.18	7.34	40	160	2.80	8 x 4
	<b>CL213-1004H-1</b>	Low Dome Lid w/ 4 Vents	OPS	Clear	10.25 x 10.25 x 1.18	8.12	40	160	2.80	8 x 4
	<b>CL213-109NV-1</b>	High Dome Lid	OPS	Clear	10.25 x 10.25 x 2.00	8.32	40	160	2.80	8 x 4
	<b>CL213-109-1</b>	High Dome Lid w/ 1 Vent	OPS	Clear	10.25 x 10.25 x 2.00	8.32	40	160	2.80	8 x 4

Refer to page 50 to learn more about C-Fine®

\*Multi-compartment lids only work with multi-compartment bases, whereas single compartment lids work with all bases



Item No.	Description	Material	Color Base/Lid	Lngh. x Wdth. x Ht. (in.)	Case Wt. (lbs.)	Sleeve Pack	Case Pack	Cube (Ft.3)	Ti x Hi	
<b>10.25" 2-Compartment Base &amp; Matching Lid*</b>										
<b>A</b>	<b>CF733-102LC-1</b>	39 oz. 70/30 2-Comp. Mid-Depth Base	C-Fine®	Black	10.25 x 10.25 x 1.50	16.96	40	160	3.36	6 x 4
	<b>CL213-1092LC-1</b>	High Dome Lid, 70/30 2-Comp.	OPS	Clear	10.25 x 10.25 x 2.00	9.60	40	160	2.80	8 x 4
<b>10.25" 2-Compartment Base w/Corner &amp; Matching Lid*</b>										
<b>B</b>	<b>CF723-102-1</b>	61 oz. 2-Comp. Deep Base	C-Fine®	Black	10.25 x 10.25 x 2.13	13.72	40	160	3.36	6 x 4
	<b>CL213-102AB-1</b>	Flat Lid w/ 1 Vent, 2-Comp. w/ Corner	OPS	Clear	10.25 x 10.25 x 0.91	8.32	40	160	2.80	8 x 4
<b>10.25" 3-Compartment Bases &amp; Matching Lids*</b>										
<b>C</b>	<b>CF713-103-1</b>	24 oz. 3-Comp. Shallow Base	C-Fine®	Black	10.25 x 10.25 x 1.00	11.63	40	160	3.36	6 x 4
<b>D</b>	<b>BP713-103-1</b>	24 oz. 3-Comp. Shallow Base	HIPS	High Gloss Black	10.25 x 10.25 x 1.00	16.84	40	160	3.36	6 x 4
<b>E</b>	<b>CF733-103-1</b>	38 oz. 3-Comp. Mid-Depth Base	C-Fine®	Black	10.25 x 10.25 x 1.50	13.72	40	160	3.36	6 x 4
<b>F</b>	<b>CF723-103-1</b>	58 oz. 3-Comp. Deep Base	C-Fine®	Black	10.25 x 10.25 x 2.10	15.14	40	160	3.36	6 x 4
<b>G</b>	<b>BP723-103-1</b>	58 oz. 3-Comp. Deep Base	HIPS	High Gloss Black	10.25 x 10.25 x 2.10	18.40	40	160	3.36	6 x 4
	<b>CL213-1003C-1</b>	Low Dome Lid w/ 1 Vent, 3-Comp.	OPS	Clear	10.25 x 10.25 x 1.46	8.56	40	160	2.80	8 x 4
	<b>CL213-1093C-1</b>	High Dome Lid w/ 1 Vent, 3-Comp.	OPS	Clear	10.25 x 10.25 x 2.00	9.16	40	160	2.80	8 x 4

Refer to page 50 to learn more about C-Fine®

\*Multi-compartment lids only work with multi-compartment bases, whereas single compartment lids work with all bases

- ▶ Bowls and lids have a unique style that will help your brand stand out from the rest
- ▶ A wide variety of base sizes, geometries and depths allow for a multitude of uses, including hot and cold sides, soups, salads and main dishes requiring multiple compartments
- ▶ Our innovative anti-fog lids, both vented and nonvented, provide perfect clarity for hot dishes



### Square & Oblong Bases

#### 6" Square Bases



#### 10" Square Bases

##### 1-Comp.



##### 4-Comp.



### Square & Oblong Lids

#### 6" Square Bases High Dome Lid



#### 10" Square Bases

##### High Dome Lid



##### High Dome 4-Comp.







Item No.	Description	Material	Color	Lngh. x Wdth. x Ht. (in.)	Case Wt. (lbs.)	Sleeve Pack	Case Pack	Cube (ft.3)	Ti x Hi	
<b>6" Bases &amp; Matching Lid</b>										
<b>A</b>	<b>CF742-060</b>	Square Shallow Base	C-Fine®	Black	5.91 x 5.91 x 1.43	10.97	50	600	3.05	4 x 8
<b>B</b>	<b>CF742-069</b>	Square Deep Base	C-Fine®	Black	5.91 x 5.91 x 2.19	13.34	50	600	3.54	3 x 7
	<b>CL241-069</b>	High Dome Lid, No Vent	OPS	Clear Anti-fog	5.91 x 5.91 x 1.41	12.53	50	600	3.70	5 x 4
<b>6" Base/Lid Combo</b>										
<b>C</b>	<b>CF742-060CP</b>	Square Shallow Base w/ Lid	C Fine®/ OPS	Black/Clear	5.91 x 5.91 x 2.25	12.15	50	300	3.45	5 x 4
<b>10" Bases &amp; Matching Lids</b>										
	<b>CF742-100</b>	Square Base	C-Fine®	Black	10.00 x 10.00 x 1.79	13.66	50	200	3.41	3 x 8
	<b>CF742-104</b>	Square 4-Comp. Base	C-Fine®	Black	10.00 x 10.00 x 1.79	14.10	50	200	4.23	2 x 8
	<b>CL241-109</b>	High Dome Lid	OPS	Clear Anti-fog	10.00 x 10.00 x 1.77	12.89	50	200	3.85	2 x 9
	<b>CL241-1094C</b>	High Dome Lid 4-Comp.	OPS	Clear Anti-fog	10.00 x 10.00 x 1.77	13.26	50	200	3.85	4 x 7

Refer to page 50 to learn more about C-Fine®

## D&W Brand Plates & Lids



Item No.	Description	Material	Color Base/Lid	Dia. x Ht. (in.)	Case Wt. (lbs.)	Sleeve Pack	Case Pack	Cube (ft.3)	Ti x Hi
----------	-------------	----------	----------------	------------------	-----------------	-------------	-----------	-------------	---------

### 6" - 9.25" Plates & Matching Lids

<b>A</b>	<b>BP06P-07</b>	6" Plate w/ Marbella Rim	HIPS	High Gloss Black	6.00 x 0.60	20.17	125	1000	1.42	9 x 4
<b>B</b>	<b>BP07P-07</b>	7" Plate w/ Marbella Rim	HIPS	High Gloss Black	7.00 x 0.70	28.14	125	1000	1.62	9 x 6
<b>C</b>	<b>8DP-C-04</b>	8" Deep Plate w/ Smooth Rim	PS	Black	7.87 x 1.20	14.08	125	500	2.08	4 x 10
	<b>CF7DP-090</b>	9" Deep Plate w/ Smooth Rim	C-Fine®	Black	8.82 x 1.30	20.02	125	500	2.63	3 x 9
<b>D</b>	<b>9DP-C-04</b>	9" Deep Plate w/ Smooth Rim & Ribbing	PS	Black	8.82 x 1.30	19.05	125	500	2.63	3 x 8
	<b>BP09P-N7</b>	9" Plate w/ Marbella Rim	HIPS	High Gloss Black	8.82 x 0.90	24.22	125	500	1.52	6 x 5
	<b>CF09P-N7</b>	9" Plate w/ Marbella Rim	C-Fine®	Black	8.82 x 0.90	15.76	125	500	1.85	4 x 10
	<b>CF95P-C7</b>	9.25" 3-Comp. Plate w/ Smooth Rim	C-Fine®	Black	9.25 x 1.00	20.09	125	500	1.98	4 x 8
	<b>CL210-060</b>	High Dome Lid for 6" Plate	PS	Clear	6.10 x 2.30	8.07	125	500	3.85	3 x 7
	<b>CL210-070</b>	High Dome Lid for 7" Plate	PS	Clear	7.20 x 2.30	10.35	125	500	4.66	3 x 6
	<b>CL210-090</b>	Fluted Lid for 9" Plate	PS	Clear	8.88 x 2.00	6.59	50	200	3.17	6 x 5
<b>E</b>	<b>CL09P-02</b>	Fluted Dual Stackable Lid for 9" Plate	PS	Clear	9.00 x 2.30	9.81	50	200	2.92	7 x 5
	<b>CL215-925VL</b>	Low Dome Lid for 9.25" 3-Comp. Plate	PS	Clear	9.60 x 1.90	21.64	125	500	7.75	2 x 4

### 10" Plates & Matching Lids

<b>F</b>	<b>BP10P-C7</b>	10" 3-Comp. Plate w/ Marbella Rim	HIPS	High Gloss Black	10.24 x 1.00	32.11	125	500	2.31	6 x 4
	<b>CT710-100</b>	10" Deep Plate w/ Flower Rim	PP	Black	10.22 x 0.90	22.79	100	300	1.29	8 x 6
	<b>10DP-C-04</b>	10" Deep Plate w/ Smooth Rim	PS	Black	10.24 x 1.60	22.08	100	400	3.80	5 x 4
<b>G</b>	<b>BP10P-N7</b>	10" Plate w/ Marbella Rim	HIPS	High Gloss Black	10.24 x 1.00	38.85	125	500	2.11	6 x 4
	<b>HL2P-105</b>	Low Scalloped Lid for 10" Plate	PS	Clear	10.50 x 1.00	11.02	50	200	4.19	6 x 3
<b>H</b>	<b>CL210-100</b>	High Dome Lid for 10" Plate	PS	Clear	10.31 x 2.00	8.66	50	200	4.34	5 x 4

Refer to page 50 to learn more about C-Fine®



## D&W Brand Bowls & Lids



Item No.	Description	Material	Color Base/Lid	Dia.x Ht. (in.)	Case Wt. (lbs.)	Sleeve Pack	Case Pack	Cube (ft.3)	Ti x Hi
----------	-------------	----------	----------------	-----------------	-----------------	-------------	-----------	-------------	---------

### 6" Bowls & Matching Lid


<b>A</b>	<b>CF10B-07-1</b>	10 oz. Bowl w/ Marbella Rim	C-Fine®	Black	5.98 x 1.42	25.68	8	1600	2.53	6 x 4
<b>B</b>	<b>BP12B-07</b>	12 oz. Bowl w/ Marbella Rim	HIPS	High Gloss Black	5.98 x 1.81	25.30	125	1000	1.46	6 x 6
	<b>CF12B-07</b>	12 oz. Bowl w/ Marbella Rim	C-Fine®	Black	5.98 x 1.81	15.83	125	1000	1.65	9 x 7
<b>C</b>	<b>CL220-120</b>	Dome Lid	PS	Clear	6.10 x 1.60	7.34	50	500	3.67	3 x 7

### 7.85" Bowls & Matching Lids

<b>D</b>	<b>BP16B-07</b>	16 oz. Bowl w/ Marbella Rim	HIPS	Hi-Gloss Black	7.87 x 1.46	30.60	125	500	1.52	6 x 9
<b>E</b>	<b>CF16B-07</b>	16 oz. Bowl w/ Marbella Rim	C-Fine®	Black	7.87 x 1.42	13.91	125	500	1.52	6 x 8
	<b>CF16B-07VP</b>	16 oz. Bowl w/ Marbella Rim	C-Fine®	Black	7.87 x 1.46	14.80	125	500	1.52	9 x 11
<b>F</b>	<b>BP720-280</b>	28 oz. Bowl w/ Flowered Rim	HIPS	High Gloss Black	7.87 x 2.20	15.72	125	500	1.20	6 x 9
	<b>CF720-280</b>	28 oz. Bowl w/ Flowered Rim	C-Fine®	Black	7.87 x 2.17	11.75	125	500	1.50	6 x 10
<b>G</b>	<b>CL220-160</b>	Low Dome Lid	PS	Clear	8.00 x 1.20	12.68	125	500	5.46	3 x 5
	<b>CL220-280</b>	High Dome Lid	PS	Clear	8.00 x 2.10	6.73	125	250	2.98	2 x 10

Refer to page 50 to learn more about C-Fine®

## D&amp;W Brand Bowls &amp; Lids



Item No.	Description	Material	Color Base/Lid	Dia. x Ht. (in.)	Case Wt. (lbs.)	Sleeve Pack	Case Pack	Cube (ft.3)	Ti x Hi	
<b>8.25" Bowls &amp; Matching Lids</b>										
<b>A</b>	<b>CF16WB-07</b>	16 oz. Bowl w/ Wide Marbella Rim	C-Fine®	Black	8.27 x 1.63	19.60	50	500	2.36	5 x 6
<b>B</b>	<b>CF24B-07</b>	24 oz. Bowl w/ Marbella Rim	C-Fine®	Black	8.27 x 1.87	19.20	50	500	2.64	3 x 9
<b>C</b>	<b>CF32B-07</b>	32 oz. Bowl w/ Marbella Rim	C-Fine®	Black	8.27 x 2.38	22.60	50	500	2.64	3 x 8
<b>D</b>	<b>BP729-320</b>	32 oz. Bowl w/ Scalloped Rim	HIPS	High Gloss Black	8.25 x 2.30	17.94	50	300	3.69	4 x 5
	<b>BP729-320-1</b>	32 oz. Bowl w/ Scalloped Rim	HIPS	High Gloss Black	8.25 x 2.30	19.60	45	360	3.54	4 x 5
	<b>CF729-320</b>	32 oz. Bowl w/ Scalloped Rim	C-Fine®	Black	8.27 x 2.28	14.94	60	300	3.69	4 x 5
<b>E</b>	<b>HL225-325</b>	Plain Lid	PS	Clear	8.50 x 1.00	7.16	50	200	2.01	9 x 5
<b>E</b>	<b>HL225-325-1</b>	Plain Lid	PS	Clear	8.50 x 1.00	13.10	72	360	3.75	4 x 6
<b>F</b>	<b>HL225-325VH</b>	Plain Vented Lid	PS	Clear	8.50 x 1.00	7.20	50	200	2.01	8 x 5
	<b>CL229-320-1</b>	Flat Lid	PS	Clear	8.50 x 0.75	13.80	45	360	4.50	9 x 5
<b>G</b>	<b>CL229-325</b>	Low Lid	PS	Clear	8.50 x 1.30	11.23	50	300	3.55	4 x 5
<b>G</b>	<b>CL229-325-1</b>	Low Lid	PS	Clear	8.50 x 1.30	13.80	45	180	2.06	9 x 5
<b>H</b>	<b>CL229-329</b>	High Lid	PS	Clear	8.50 x 2.09	10.00	50	300	3.26	6 x 3
<b>H</b>	<b>CL229-329-1</b>	High Lid	PS	Clear	8.50 x 2.09	12.80	72	360	5.00	4 x 5

Refer to page 50 to learn more about C-Fine®



## D&W Brand Platters & Lids



Item No.	Description	Material	Color Base/Lid	Lngh. x Wdth. x Ht. (in.)	Case Wt. (lbs.)	Sleeve Pack	Case Pack	Cube (ft.3)	Ti x Hi
----------	-------------	----------	----------------	---------------------------	-----------------	-------------	-----------	-------------	---------

### 9" Oval Platters & Matching Lids

<b>A</b>	<b>CF7PL-07</b>	9" x 7" Platter w/ Wide Marbella Rim	C-Fine®	Black	9.00 x 7.00 x 0.80	23.63	125	1000	2.26	7 x 6
	<b>BP7PL-07</b>	9" x 7" Platter w/ Wide Marbella Rim	HIPS	High Gloss Black	9.00 x 7.00 x 0.80	21.63	500	500	0.90	11 x 5
<b>B</b>	<b>CL211-090</b>	Lid for 9" x 7" Wide Rim Platters	PS	Clear	9.20 x 7.20 x 1.50	13.77	125	500	5.42	2 x 6

### 10.25" - 10.5" Oval Platters & Matching Lids

<b>C</b>	<b>CF8DPL-07</b>	10.25" x 7.75" Platter w/ Rounded Marbella Rim	C-Fine®	Black	10.27 x 7.75 x 1.30	22.20	125	500	2.11	6 x 5
<b>D</b>	<b>CL8DPL-02VH</b>	Lid for 10.25" x 7.75" Platter, Vented	PS	Clear	10.75 x 7.75 x 1.60	9.56	125	250	3.20	3 x 8
	<b>11PL-C-04</b>	10.5" x 7.5" Platter w/ Wide Flowered Rim	PS	Black	10.51 x 7.40 x 0.83	18.34	125	500	1.89	9 x 6
<b>E</b>	<b>CF8PL-07</b>	10.5" x 7.5" Platter w/ Wide Marbella Rim	C-Fine®	Black	10.50 x 7.50 x 0.90	18.82	125	500	1.65	6 x 6
	<b>BP8PL-07</b>	10.5" x 7.5" Platter w/ Wide Marbella Rim	HIPS	High Gloss Black	10.50 x 7.50 x 0.90	28.19	125	500	1.27	9 x 5
<b>F</b>	<b>CL211-110</b>	Lid for 10.5" x 7.5" Wide Rim Platters	PS	Clear	10.75 x 7.75 x 1.50	9.44	125	250	4.14	5 x 4

### 12" - 13" Oval Platters & Matching Lids

<b>G</b>	<b>CF9PL-07DD</b>	12" x 9" Deep Platter w/ Wide Marbella Rim	C-Fine®	Black	12.00 x 9.00 x 1.50	13.86	125	250	1.90	9 x 5
	<b>CF9PL-07HP</b>	12" x 9" Platter w/ Wide Marbella Rim	C-Fine®	Black	12.00 x 9.00 x 1.10	13.87	250	250	1.56	12 x 5
<b>H</b>	<b>CL212-120VH</b>	Lid for 12" x 9" Wide Rim Platters, 2 Vents	PS	Clear	12.38 x 9.21 x 2.50	15.00	50	250	6.48	3 x 4
	<b>CF10PL-07DD</b>	13" x 10" Deep Platter w/ Wide Marbella Rim	C-Fine®	Black	13.00 x 10.00 x 1.60	17.02	250	250	2.31	4 x 8
	<b>CF10PL-07</b>	13" x 10" Platter w/ Wide Marbella Rim	C-Fine®	Black	13.00 x 10.00 x 1.10	16.46	125	250	2.07	5 x 8
	<b>BP10PL-07</b>	13" x 10" Platter w/ Wide Marbella Rim	HIPS	High Gloss Black	13.00 x 10.00 x 1.10	26.05	125	250	1.81	6 x 4
	<b>CL211-131</b>	Stackable Lid for 13" x 10" Wide Rim Platters	PS	Clear	13.25 x 10.25 x 2.30	16.59	50	250	7.73	3 x 4

Refer to page 50 to learn more about C-Fine®



## D&W Brand Serving Bowls, Casseroles & Lids



Item No.	Description	Material	Color Base/Lid	Lngh. x Wdth. x Ht. (in.)	Case Wt. (lbs.)	Sleeve Pack	Case Pack	Cube (ft.3)	Ti x Hi
----------	-------------	----------	----------------	---------------------------	-----------------	-------------	-----------	-------------	---------

### Serving Bowls & Matching Lids

<b>A</b>	<b>CF762-080</b>	32 oz. Oblong Black Bowl w/Weave Design	C-Fine®	Black	8.23 x 5.28 x 2.34	15.55	125	500	2.62	4 x 8
<b>B</b>	<b>CL262-080</b>	Lid for Black Bowl w/Weave Design	PS	Clear	8.27 x 5.31 x 1.30	10.25	125	500	3.09	3 x 8
<b>C</b>	<b>CF764-285</b>	Shell Design Bowl	C-Fine®	Black	9.41 x 8.94 x 1.50	23.00	125	500	3.44	6 x 4
<b>D</b>	<b>CL264-285</b>	Lid for Shell Design Bowl	PS	Clear	9.84 x 9.17 x 2.17	8.20	50	250	4.48	1 x 9
<b>E</b>	<b>CF8DRPL-07</b>	10.25" x 7.75" Oval Bowl w/ Marbella Rim	C-Fine®	Black	10.24 x 7.76 x 1.70	24.40	125	500	3.09	4 x 8
<b>F</b>	<b>CL8DPL-02VH</b>	Oval Lid for 10.25" x 7.75" Bowl, 2 Vents	PS	Clear	10.75 x 7.75 x 1.60	9.56	125	250	3.20	3 x 8
	<b>CT12OV-07-2</b>	12 oz. Oval Bowl	PP	Black	7.91 x 5.98 x 1.14	16.83	50	400	2.80	4 x 7
	<b>CT20OV-07</b>	20 oz. Oval Bowl	PP	Black	8.94 x 6.89 x 1.14	20.39	400	400	3.94	4 x 6

### Oval Casserole Containers & Matching Lids

<b>G</b>	<b>CF766-080</b>	8 oz. Casserole	C-Fine®	Black	7.00 x 4.60 x 1.37	15.80	125	1000	2.24	9 x 5
	<b>CT766-080</b>	8 oz. Casserole	PP	Black	7.01 x 4.61 x 1.34	20.31	125	1000	2.19	6 x 5
	<b>CF12D-07</b>	12 oz. Casserole	C-Fine®	Black	7.00 x 4.60 x 1.79	19.40	1000	1000	2.69	9 x 5
<b>H</b>	<b>CL266-081</b>	Low Dome Lid for 8/12 oz. Casserole	PS	Clear	7.20 x 4.72 x 0.80	7.44	50	500	3.48	4 x 7
	<b>CL266-089</b>	High Dome Lid for 8/12 oz. Casserole	PS	Clear	7.20 x 4.72 x 2.00	6.65	125	500	2.83	4 x 8
	<b>CF766-160</b>	16 oz. Casserole	C-Fine®	Black	8.54 x 5.71 x 1.69	12.50	125	500	1.85	6 x 7
	<b>CT766-160</b>	16 oz. Casserole	PP	Black	8.50 x 5.67 x 1.65	19.99	125	500	1.64	7 x 8
	<b>CL266-165</b>	Low Dome Lid for 16 oz. Casserole	PS	Clear	8.70 x 5.79 x 0.79	11.38	50	500	4.82	3 x 5
	<b>CL266-160</b>	High Dome Lid for 16 oz. Casserole	PS	Clear	8.70 x 5.83 x 1.75	11.61	50	500	5.36	3 x 5

Refer to page 50 to learn more about C-Fine®



- ▶ Heavy duty for strength and performance
- ▶ Manufactured using 100% recycled CO2 instead of a hydrocarbon blowing agent
- ▶ Made with an active organic catalyst (AOC) developed to accelerate the degradation rate after use



**Foam Plates**

**6" Plate**



**9" Plate**



**9" 3-Comp. Plate**



**10" Plate**



**10" 3-Comp. Plate**



**Foam Bowl**

**12 oz. Bowl**



**Foam Trays**

**5-Comp. Tray**



**6-Comp. Tray**





A



B



C



D



E



F

Item No.	Description	Material	Color Base/Lid	Dia.x Ht. (in.)	Case Wt. (lbs.)	Sleeve Pack	Case Pack	Cube (ft.3)	Ti x Hi
----------	-------------	----------	----------------	-----------------	-----------------	-------------	-----------	-------------	---------

**Foam Plates**

<b>A</b>	<b>FP6-1000</b>	6" Plate	PS	White	5.97 x 0.122	9.43	125	1000	3.09	6 x 5
	<b>FP9-500</b>	9" Plate	PS	White	8.84 x 0.97	11.00	125	500	3.33	4 x 5
<b>B</b>	<b>FP9-3-500</b>	9" 3-Comp. Plate	PS	White	8.84 x 0.97	11.30	125	500	3.33	4 x 5
	<b>FP10-500</b>	10" Plate	PS	White	10.22 x 0.97	14.25	125	500	4.47	4 x 5
	<b>FP10-3-500</b>	10" 3-Comp. Plate	PS	White	10.22 x 0.97	14.75	125	500	4.79	4 x 5

**Foam Bowl**


<b>C</b>	<b>FB6-1000</b>	12 oz. Bowl	PS	White	5.97 x 1.81	9.75	125	1000	3.84	6 x 5
----------	-----------------	-------------	----	-------	-------------	------	-----	------	------	-------

Item No.	Description	Material	Color Base/Lid	Lngh. x Wdth. x Ht. (in.)	Case Wt. (lbs.)	Sleeve Pack	Case Pack	Cube (ft.3)	Ti x Hi
----------	-------------	----------	----------------	---------------------------	-----------------	-------------	-----------	-------------	---------

**Foam Trays**

<b>D</b>	<b>FT5-500</b>	5-Comp. Tray, Configuration A	PS	White	10.38 x 8.31 x 1.16	14.60	125	500	4.36	4 x 5
<b>E</b>	<b>FT5-500-CMP</b>	5-Comp. Tray, Configuration B	PS	White	10.38 x 8.31 x 1.16	14.46	125	500	4.36	4 x 5
<b>F</b>	<b>FT6-500</b>	6-Comp. Tray	PS	White	11.81 x 8.31 x 1.16	17.32	125	500	5.01	4 x 5





Item No.	Description	Material	Color Base/Lid	Dia.x Ht. (in.)	Case Wt. (lbs.)	Sleeve Pack	Case Pack	Cube (ft.3)	Ti x Hi
----------	-------------	----------	----------------	-----------------	-----------------	-------------	-----------	-------------	---------

**Foam Plates**

<b>A</b>	<b>GFP6-1000</b>	6" Plate	PS + AOC	White	5.97 x 0.12	9.72	125	1000	3.09	6 x 5
<b>B</b>	<b>GFP9-500</b>	9" Plate	PS + AOC	White	8.84 x 0.97	11.00	125	500	3.33	4 x 5
<b>C</b>	<b>GFP9-3-500</b>	9" 3-Comp. Plate	PS + AOC	White	8.84 x 0.97	11.30	125	500	3.33	4 x 5
<b>D</b>	<b>GFP10-500</b>	10" Plate	PS + AOC	White	10.22 x 0.97	14.25	125	500	4.47	4 x 5
<b>E</b>	<b>GFP10-3-500</b>	10" 3-Comp. Plate	PS + AOC	White	10.22 x 0.97	14.75	125	500	4.47	4 x 5

**Foam Bowl**

<b>F</b>	<b>GFB6-1000</b>	12 oz. Bowl	PS + AOC	White	5.97 x 1.81	11.00	250	1000	3.84	6 x 5
----------	------------------	-------------	----------	-------	-------------	-------	-----	------	------	-------

Item No.	Description	Material	Color Base/Lid	Lngh. x Wdth. x Ht. (in.)	Case Wt. (lbs.)	Sleeve Pack	Case Pack	Cube (ft.3)	Ti x Hi
----------	-------------	----------	----------------	---------------------------	-----------------	-------------	-----------	-------------	---------

**Foam Trays**

<b>G</b>	<b>GFT5-500-CMP</b>	5-Comp. Tray, Configuration B	PS + AOC	White	10.38 x 8.31 x 1.16	14.60	125	500	4.36	4 x 5
<b>H</b>	<b>GFT6-500</b>	6-Comp. Tray	PS + AOC	White	11.81 x 8.31 x 1.16	17.63	125	500	5.01	4 x 5

"AOC" stands for "Active Organic Catalyst" developed to accelerate degradation rate after use

## PartiPak® Square Trays

- ▶ Classic style works for every occasion, from parties to tailgates
- ▶ Multiple sizes with interchangeable dome heights deliver versatility to meet every catering need
- ▶ Designed to interlock, providing secure stacking and anti-topple protection during transit
- ▶ Clear PET domes allow for optimum product visibility



### Square Trays

10.25" Square Trays



12" Square Trays



16" Square Trays



18" Square Trays



### Square Lids

10.25" Square Lids



Low Dome Lid



High Dome Lid

12" Square Lids



Low Dome Lid



High Dome Lid

16" Square Lids



Low Dome Lid



Med-High Dome Lid



High Dome Lid

18" Square Lids



Low Dome Lid



Med-High Dome Lid



High Dome Lid



Item No.	Description	Material	Color	Length x Width x Ht. (in.)	Case Wt. (lbs.)	Sleeve Pack	Case Pack	Cube (ft.3)	Ti x Hi
<b>10.25" Square Tray &amp; Matching Lids</b>									
<b>A CBS010P</b>	10.25" Every Day Tray	PET	Black	10.24 x 10.24 x 1.00	14.90	80	160	2.18	10 x 4
<b>CLS010P</b>	10.25" Low Dome Lid	PET	Clear	10.24 x 10.24 x 1.20	11.90	80	160	2.38	8 x 4
<b>CLSH010P</b>	10.25" High Dome Lid	PET	Clear	10.24 x 10.24 x 2.00	14.90	80	160	2.50	8 x 4
<b>12" Square Tray &amp; Matching Lids</b>									
<b>B CBS012P</b>	12" Every Day Tray	PET	Black	12.36 x 12.36 x 1.10	7.33	25	50	1.81	7 x 7
<b>CLS012P</b>	12" Low Dome Lid	PET	Clear	12.36 x 12.36 x 1.61	7.28	50	50	1.92	6 x 7
<b>CLSH012P</b>	12" High Dome Lid	PET	Clear	12.36 x 12.36 x 2.64	7.56	25	50	1.92	6 x 7
<b>16" Square Tray &amp; Matching Lids</b>									
<b>C CBS016P</b>	16" Every Day Tray	PET	Black	16.42 x 16.42 x 1.26	19.21	25	50	3.71	4 x 5
<b>CLS016P</b>	16" Low Dome Lid	PET	Clear	16.42 x 16.42 x 1.81	13.66	50	50	2.92	4 x 5
<b>CLSMH016P</b>	16" Med-High Dome Lid	PET	Clear	16.42 x 16.42 x 2.65	15.50	25	50	4.06	4 x 5
<b>CLSH016P</b>	16" High Dome Lid	PET	Clear	16.42 x 16.42 x 3.27	17.43	25	50	3.41	4 x 5
<b>18" Square Tray &amp; Matching Lids</b>									
<b>D CBS018P</b>	18" Every Day Tray	PET	Black	18.07 x 18.07 x 1.26	23.37	25	50	3.61	4 x 5
<b>CLS018P</b>	18" Low Dome Lid	PET	Clear	18.07 x 18.07 x 1.81	16.23	50	50	3.61	4 x 5
<b>CLSMH018P</b>	18" Med-High Dome Lid	PET	Clear	18.07 x 18.07 x 2.64	18.58	25	50	5.01	4 x 4
<b>CLSH018P</b>	18" High Dome Lid	PET	Clear	18.07 x 18.07 x 3.70	21.68	25	50	3.98	4 x 5

- ▶ Interchangeable base and lid styles make it easy to find the perfect look for your next party or catering event
- ▶ All every day bases come in both clear and black, to help meet your sustainability requirements
- ▶ All domes sizes and styles have a built-in easy-open tab
- ▶ Clear PET domes and bases allow for optimum product visibility



## Round Trays

### 12" Round Trays

Every Day

Special Occasion



### 16" Round Trays

Every Day

Special Occasion



### 18" Round Trays

Every Day

Special Occasion



## Round Lids\*

### 12" Round Lids

Fluted

Wide Panel



### 16" Round Lids

Fluted

Wide Panel



### 18" Round Lids

Fluted

Wide Panel



\*Fluted and wide panel lids are interchangeable with every day and special occasion trays.



Item No.	Description	Material	Color	Dia. x Ht. (in.)	Case Wt. (lbs.)	Sleeve Pack	Case Pack	Cube (ft.3)	Ti x Hi
<b>PartiPak® 12" Round Trays &amp; Interchangeable Lids</b>									
<b>A</b>	<b>CBRE12P</b>	PET	Black	12.46 x 0.92	6.73	25	50	1.74	7 x 7
	<b>CBRE12PCLR</b>	PET	Clear	12.46 x 0.92	6.73	25	50	1.74	7 x 7
<b>B</b>	<b>CBRP12P</b>	PET	Black	12.46 x 1.52	9.69	25	50	1.81	7 x 7
	<b>CLRE12P</b>	PET	Clear	12.97 x 4.00	6.72	25	50	1.92	9 x 4
	<b>CLRP12P</b>	PET	Clear	12.97 x 4.00	9.91	25	50	1.92	9 x 4
<b>PartiPak® 16" Round Trays &amp; Interchangeable Lids</b>									
<b>C</b>	<b>CBRE16P</b>	PET	Black	16.32 x 0.92	12.34	50	50	2.76	6 x 5
	<b>CBRE16PCLR</b>	PET	Clear	16.32 x 0.92	12.34	50	50	2.76	4 x 5
<b>D</b>	<b>CBRP16P</b>	PET	Black	16.32 x 1.52	18.76	25	50	2.76	4 x 5
	<b>CLRE16P</b>	PET	Clear	16.84 x 4.00	13.50	25	50	3.71	4 x 5
	<b>CLRP16P</b>	PET	Clear	16.32 x 4.00	17.12	25	50	3.71	4 x 5
<b>PartiPak® 18" Round Every Day Tray &amp; Interchangeable Lids</b>									
<b>E</b>	<b>CBRE18P</b>	PET	Black	18.32 x 0.92	16.14	25	50	3.61	4 x 5
	<b>CBRE18PCLR</b>	PET	Clear	18.32 x 0.92	16.14	25	50	3.61	4 x 5
<b>F</b>	<b>CBRP18P</b>	PET	Black	18.32 x 1.52	21.59	25	50	3.61	4 x 5
	<b>CLRE18P</b>	PET	Clear	18.84 x 4.25	16.69	25	50	5.01	4 x 4
	<b>CLRP18P</b>	PET	Clear	18.84 x 4.00	23.10	25	50	5.01	4 x 5



## Multi-Compartment Rectangular

- ▶ Wide variety of volumes and configurations, including upside down and right side up designs
- ▶ Sturdy, stackable bases and flat lids with easy open tabs
- ▶ Both clear and black bottom options available
- ▶ Tight corner/side seals ensure leak resistance
- ▶ Crystal clear lids showcase foods



### Dip Cup Designs: Right Side Up

### Dip Cup Designs: Upside Down

1 Round



1 Round w/  
Split Comp.



2 Round



Round Area



Square Area



Rectangular Area



A



B



C

Item No.	Description	Material	Color	Height (in.)	Cap. Excluding Dip Cup (fl. oz.)	Case Wt. (lbs.)	Sleeve Pack	Case Pack	Cube (ft.3)	Ti x Hi
<b>11" x 7" Rectangular Tray, Lid &amp; Combos</b>										
A 1297	4-Comp. Tray w/ Dip Cup and Flat Lid	PET	Clear/Clear	1.63	48.00	19.43	100	100	3.44	6 x 4
1141	4-Comp. Tray w/ Dip Cup and Flat Lid	PET	Clear/Clear	2.25	48.00	14.61	100	100	3.44	6 x 4
B 1751	4-Comp. Tray w/ Dip Cup and Flat Lid	PET	Clear/Clear	2.25	-	19.43	100	100	3.44	6 x 4
1644	6-Comp. Upside Down Tray w/ Dip Cup Area and Lid	PET	Clear/Clear	1.25	-	19.81	100	100	3.44	6 x 4
C 1340	6-Comp. Upside Down Tray w/ Dip Area and Flat Lid	PET	Black/Clear	1.25	-	16.22	100	100	3.44	6 x 4

## Multi-Compartment Rectangular



Item No.	Description	Material	Color	Height (in.)	Cap. Excluding Dip Cup (fl. oz.)	Case Wt. (lbs.)	Sleeve Pack	Case Pack	Cube (ft.3)	Ti x Hi
<b>14" x 11" Rectangular Tray Combos</b>										
<b>A 1411</b>	6-Comp. Tray w/ 2 Dip Cups and Flat Lid	PET	Black	2.25	96.00	21.00	60	60	3.44	6 x 4
<b>1191</b>	4-Comp. Tray w/ Dip Cup and Lid	PET	Clear/Clear	2.00	72.00	17.22	60	60	3.44	6 x 4
<b>1118</b>	4-Comp. Tray w/ Dip Cup and Lid	PET	Clear/Clear	2.25	96.00	18.57	60	60	3.44	6 x 4
<b>B 1228</b>	4-Comp. Tray w/ Dip Cup and Lid	PET	Clear/Clear	3.13	128.00	18.80	60	60	3.44	6 x 4
<b>C 1231</b>	5-Comp. Heat Sealable Tray w/ Dip Cup, Split Comp. and Lid	PET	Clear/Clear	2.75	110.00	20.31	60	60	3.44	6 x 4
<b>1358</b>	6-Comp. Tray w/ Dip Cup and Lid	PET	Clear/Clear	2.25	90.00	20.31	60	60	3.44	6 x 4
<b>1247</b>	6-Comp. Tray w/ Dip Cup and Lid	PET	Clear/Clear	2.25	96.00	17.25	60	60	3.44	6 x 4
<b>D 1784</b>	6-Comp. Tray w/ Dip Cup and Lid	PET	Black/ Clear	2.00	96.00	18.41	60	60	3.44	6 x 4
<b>E 1384</b>	6-Comp. Upside Down Tray w/ Dip Area and Lid	PET	Black/ Clear	1.25	96.00	16.17	60	60	3.44	6 x 4
<b>F 1334</b>	6-Comp. Upside Down Tray w/ Rectangular Dip Area and Lid	PET	Black/ Clear	1.56	-	15.99	60	60	3.44	6 x 4
<b>1336</b>	6-Comp. Upside Down Tray w/ Square Dip Area and Lid	PET	Black/ Clear	1.56	-	18.01	60	60	3.44	6 x 4

## Multi-Compartment Round

- ▶ Wide variety of compartment and dip cup options
- ▶ Sturdy, stackable bases and lids with easy open tabs
- ▶ Positive rim seals ensure leak resistance
- ▶ Crystal clear lids showcase foods
- ▶ Round and square dip cup designs available



### Lid Styles

**Ring**



**Flat**



**Rose**



**Starburst**



Item No.	Description	Material	Color	Dia. (in.) x Ht. (in.)	Cap. Excluding Dip Cup (fl. oz.)	Case Wt. (lbs.)	Sleeve Pack	Case Pack	Cube (ft.3)	Ti x Hi
<b>Round 10.25" Tray &amp; Matching Lids</b>										
1625	6- Comp. Tray	PET	Clear	10.25 x 1.80	48.00	10.60	100	100	2.77	8 x 5
1146	Ring Lid	PET	Clear	10.25 x 0.65	-	12.00	200	200	3.79	6 x 4
<b>Round 13" Trays &amp; Matching Lids</b>										
1768	4-Comp. Tray w/Dip Cup	PET	Clear	13.00 x 2.25	64.00	300.00	1320	1320	39.13	1 x 1
1769	Ring Lid for 13.00" Tray	PET	Clear	13.00 x 0.75	-	200.00	1980	1980	39.13	1 x 1



## Multi-Compartment Round




Item No.	Description	Material	Color Tray/Lid	Height (in.)	Cap. Excluding Dip Cup (fl. oz.)	Case Wt. (lbs.)	Sleeve Pack	Case Pack	Cube (ft.3)	Ti x Hi
<b>Round 10.25" Tray &amp; Lid Combos</b>										
1378	3-Comp. Tray w/Rose Pattern Lid	PET	Clear/Clear	2.63	42.00	20.39	100	100	3.79	6 x 4
1636	6-Comp. Tray w/Flat Lid	PET	Clear/Clear	1.80	48.00	15.65	100	100	3.79	6 x 4
<b>A</b> 1049	4-Comp. Juice Catcher Tray w/Dip Cup and Ring Lid	PET	Clear/Clear	2.25	48.00	14.42	100	100	3.79	6 x 4
1395	3-Comp. Tray w/Rose Pattern Lid	PET	Clear/Clear	1.75	54.00	9.13	100	100	3.79	6 x 4
<b>B</b> 1773	3-Comp. Tray w/Starburst Lid	PET	Clear/Clear	1.75	54.00	9.13	100	100	3.79	6 x 4
1314	3-Comp. Tray w/Ring Lid	PET	Clear/Clear	1.75	54.00	14.60	100	100	3.79	6 x 4
1053	3-Comp. Tray w/Dip Cup and Ring Lid	PET	Clear/Clear	2.50	60.00	14.42	100	100	3.79	6 x 4
<b>C</b> 1046	4-Comp. Tray w/Ring Lid	PET	Clear/Clear	2.90	64.00	15.42	100	100	3.79	6 x 4
1048	4-Comp. Tray w/Dip Cup and Ring Lid	PET	Clear/Clear	2.90	64.00	15.65	100	100	3.79	6 x 4
1507	4-Comp. Tray w/Rose Pattern Lid	PET	Clear/Clear	2.25	64.00	9.13	100	100	3.79	6 x 4
<b>D</b> 1047	4-Comp. Tray w/Flat Lid	PET	Clear/Clear	2.25	64.00	14.86	100	100	3.79	6 x 4
<b>E</b> 1357	4-Comp. Tray w/Rose Pattern Lid	PET	Clear/Clear	3.00	96.00	16.12	100	100	3.79	6 x 4

## Multi-Compartment Round



Item No.	Description	Material	Color Tray/Lid	Height (in.)	Cap. Excluding Dip Cup (fl. oz.)	Case Wt. (lbs.)	Sleeve Pack	Case Pack	Cube (ft.3)	Ti x Hi
<b>Round 13.25" Tray &amp; Lid Combos</b>										
<b>A</b>	<b>2047</b>	4-Comp. Tray w/Dip Cup and Ring Lid	PET	Black/Clear	1.75	72.00	19.00	50	50	3.00 9 x 4
<b>B</b>	<b>1192</b>	4-Comp. Tray w/Dip Cup and Ring Lid	PET	Clear/Clear	1.75	72.00	19.00	50	50	3.00 9 x 4
	<b>2046</b>	4-Comp. Tray w/Dip Cup and Ring Lid	PET	Black/Clear	2.02	88.00	19.00	50	50	3.00 9 x 4
<b>C</b>	<b>1106</b>	4-Comp. Tray w/Dip Cup and Ring Lid	PET	Clear/Clear	2.38	104.00	19.00	50	50	3.00 9 x 4
<b>D</b>	<b>1104</b>	4-Comp. Tray w/Dip Cup and Ring Lid	PET	Clear/Clear	2.80	124.00	18.49	50	50	3.00 9 x 4
	<b>1103</b>	4-Comp. Tray w/Dip Cup and Ring Lid	PET	Clear/Clear	3.94	176.00	18.50	50	50	3.00 9 x 4
<b>E</b>	<b>1241</b>	Heat Sealable PET 5-Comp. Tray w/Dip Cup and Ring Lid	PET	Clear/Clear	3.15	120.00	19.00	50	50	3.00 9 x 4
<b>Round 15.25" Tray &amp; Lid Combo</b>										
<b>F</b>	<b>1115</b>	5-Comp. Tray w/Dip Cup and Ring Lid	PET	Clear/Clear	3.00	180.00	16.00	20	20	2.80 6 x 5

- ▶ Upscale containers with capacity and compartment options
- ▶ Sturdy, stackable bases, crystal clear lids and easy open tabs



**Single Compartment Bases**

12 inch		14 inch		16 inch		18 inch
Shallow	Deep	Shallow	Deep	Shallow	Deep	Shallow

**Multi-Compartment Bases**

12 inch	14 inch		16 inch	
5-Comp.	4-Comp.	5-Comp.	3-Comp.	5-Comp. Shallow

**Single Compartment Lids**

Flat	Low Dome	Med. High Dome	High Dome

**Multi-Compartment Lids**

Flat	Low Dome	Med. High Dome	High Dome


**Vent Styles**

<b>1 Vent Hole</b> 	<b>4 Vent Holes</b> 
<b>5 Vent Hole</b> 	<b>8 Vent Holes</b> 

**Dome Height/Vent Variations by Size\***

Dome	Flat			Low				Med. High		High	
	None	1	5	None	4	5	8	None	4	None	4
12"				●	●					●	●
14"	●			●						●	
14" 4-Comp.						●			●		
14" 5-Comp.		●	●							●	
16"				●	●		●	●		●	●
18"				●				●		●	





Item No.	Description	Material	Color	Lngh. x Wdth. x Ht. (in.)	Case Wt. (lbs.)	Sleeve Pack	Case Pack	Cube (ft.3)	Ti x Hi	
<b>Forum® 12" Bases, Lids &amp; Combo</b>										
<b>A</b>	<b>BP713-120-1</b>	46 oz. Shallow Base	HIPS	High Gloss Black	12.30 x 12.30 x 1.10	8.87	30	60	2.53	6 x 7
<b>B</b>	<b>CF723-120-1</b>	98 oz. Deep Base	C-Fine	Black	12.30 x 12.30 x 2.13	8.34	30	60	2.53	6 x 7
	<b>CL213-1204H5</b>	Low Dome Lid w/ 4 Vents	OPS	Clear	12.30 x 12.30 x 1.61	4.38	25	50	1.89	4 x 9
	<b>CL213-120-1</b>	Low Dome Lid	OPS	Clear	12.30 x 12.30 x 1.65	4.90	30	60	2.53	6 x 7
	<b>CL213-129-1</b>	High Dome Lid	OPS	Clear	12.30 x 12.30 x 2.64	5.65	30	60	2.53	6 x 7
	<b>CL213-1294H-1</b>	High Dome Lid w/ 4 Vents	OPS	Clear	12.30 x 12.30 x 2.64	4.88	30	60	2.53	6 x 7
<b>C</b>	<b>BP713-129CP</b>	46 oz. Shallow Base & High Dome Lid	PS/OPS	High Gloss Black/Clear	12.30 x 12.30 x 3.33	6.11	25	25	2.01	7 x 7
<b>Forum® 12" 5-Comp. Base*</b>										
<b>D</b>	<b>BP713-124-1</b>	Shallow Base, 5- Comp.	HIPS	High Gloss Black	12.30 x 12.30 x 1.10	8.30	30	60	2.53	6 x 6
<b>Forum® 14" Bases &amp; Lids</b>										
<b>E</b>	<b>BP713-140-1</b>	65 oz. Shallow Base	HIPS	High Gloss Black	14.40 x 14.40 x 1.26	12.38	24	48	3.56	5 x 5
<b>F</b>	<b>HIR13-140</b>	65 oz. Shallow Base	HIPS	High Gloss Red	14.40 x 14.40 x 1.00	13.90	50	50	3.11	6 x 5
<b>G</b>	<b>CF723-140-1</b>	132 oz. Deep Base	C-Fine	Black	14.40 x 14.40 x 2.13	14.07	24	48	3.56	5 x 6
<b>H</b>	<b>BP723-140-1</b>	132 oz. Deep Base	HIPS	High Gloss Black	14.40 x 14.40 x 2.13	14.34	24	48	3.56	5 x 6
	<b>CL213-140</b>	Flat Lid	OPS	Clear	14.40 x 14.40 x 0.83	5.53	24	48	1.69	6 x 6
	<b>CL213-145</b>	Low Dome Lid	OPS	Clear	14.40 x 14.40 x 1.71	5.75	48	48	2.08	6 x 6
	<b>HL213-145-1</b>	Low Dome Lid	HIPS	Clear	14.36 x 14.36 x 1.72	7.62	24	48	2.08	6 x 6
	<b>HL2FFM-1405H</b>	Low Dome 4-Comp. Lid w/ 5 Vents	HIPS	Clear	14.00 x 14.00 x 1.10	7.26	25	50	2.67	6 x 6
	<b>CL213-149-1</b>	High Dome Lid	OPS	Clear	14.40 x 14.40 x 3.00	6.24	24	48	2.67	6 x 6

Refer to page 50 to learn more about C-Fine®

\*All 12" lids work with 5-compartment base





A



B



C



D



E

Item No.	Description	Material	Color	Lngh. x Wdth. x Ht. (in.)	Case Wt. (lbs.)	Sleeve Pack	Case Pack	Cube (ft.3)	Ti x Hi
----------	-------------	----------	-------	---------------------------	-----------------	-------------	-----------	-------------	---------

**Forum® 14" 4-Comp. Base, Lids & Combo\***

<b>A</b>	<b>CF7FFM-144</b>	130 oz. Deep Base, 4-Comp.	C-Fine®	Black	14.40 x 14.40 x 2.40	14.77	25	50	4.15	3 x 6
	<b>CL2FFM-1405H</b>	Low Dome Lid w/5 Vents, 4-Comp.	OPS	Clear	14.40 x 14.40 x 1.11	6.28	24	48	2.67	6 x 6
	<b>CL2FFM-1454H</b>	Medium High Dome Lid w/4 Vents, 4-Comp.	OPS	Clear	14.40 x 14.40 x 1.91	6.08	24	48	2.08	6 x 6
<b>B</b>	<b>CF7FFM-145HC</b>	130 oz. Deep 4-Comp. Base & Medium High 4-Comp. Dome w/ 4 vents	C-Fine®/ OPS	Black/Clear	14.40 x 14.40 x 3.90	11.97	25	25	2.67	5 x 6

**Forum® 14" 5-Comp. Base & Lids\***

<b>C</b>	<b>CF723-144-1</b>	106 oz. Deep Base, 5-Comp.	C-Fine®	Black	14.40 x 14.40 x 2.13	14.07	24	48	3.56	5 x 6
	<b>CL213-1405C1H</b>	Flat Lid w/1 Vent, 5-Comp.	OPS	Clear	14.40 x 14.40 x 0.83	5.53	24	48	1.69	6 x 6
	<b>CL213-1405C5H</b>	Flat Lid w/5 Vents, 5-Comp.	OPS	Clear	14.40 x 14.40 x 0.83	5.53	48	48	1.69	9 x 6


**Forum® 16" Bases & Lids**

<b>D</b>	<b>BP713-160</b>	96 oz. Shallow Base	HIPS	High Gloss Black	16.40 x 16.40 x 1.25	16.21	25	50	3.53	4 x 5
<b>D</b>	<b>BP713-160-1</b>	96 oz. Shallow Base	HIPS	High Gloss Black	16.40 x 16.40 x 1.25	13.60	20	40	2.83	6 x 5
<b>E</b>	<b>CF723-160</b>	198 oz. Deep Base	C-Fine®	Black	16.40 x 16.40 x 2.36	20.08	25	50	4.75	3 x 5
	<b>CL213-160-1</b>	Low Dome Lid	OPS	Clear	16.40 x 16.40 x 1.80	7.24	20	40	2.83	6 x 5
	<b>CL213-160</b>	Low Dome Lid	OPS	Clear	16.40 x 16.40 x 1.80	8.05	50	50	3.61	4 x 5
	<b>CL213-1604H</b>	Low Dome Lid w/4 Vents	OPS	Clear	16.40 x 16.40 x 1.80	8.07	50	50	3.61	4 x 5
	<b>CL213-1604H5</b>	Low Dome Lid w/4 5mm Vents	OPS	Clear	16.40 x 16.40 x 1.80	8.05	50	50	3.61	4 x 5
	<b>CL213-1608H7</b>	Low Dome Lid w/8 7mm Vents	OPS	Clear	16.40 x 16.40 x 1.80	8.22	25	50	3.61	4 x 5
	<b>CL213-165-1</b>	Medium High Dome Lid	OPS	Clear	16.40 x 16.40 x 2.64	7.24	20	40	2.83	6 x 5
	<b>CL213-165</b>	Medium High Dome Lid	OPS	Clear	16.40 x 16.40 x 2.64	8.22	25	50	3.60	4 x 5
	<b>CL213-169-1</b>	High Dome Lid	OPS	Clear	16.40 x 16.40 x 3.27	7.24	20	40	2.83	6 x 5
	<b>CL213-169</b>	High Dome Lid	OPS	Clear	16.40 x 16.40 x 3.27	8.36	25	50	3.19	4 x 5
	<b>CL213-1694H</b>	High Dome Lid w/4 Vents	OPS	Clear	16.40 x 16.40 x 3.27	8.60	25	50	3.61	4 x 5

Refer to page 50 to learn more about C-Fine®

\*Multi-compartment lids only work with multi-compartment bases, whereas single compartment lids work with all bases





Item No.	Description	Material	Color	Lngh. x Wdth. x Ht. (in.)	Case Wt. (lbs.)	Sleeve Pack	Case Pack	Cube (ft.3)	Ti x Hi	
<b>Forum® 16" Base &amp; Lid Combo</b>										
<b>A</b>	<b>BP713-169CP</b>	96 oz. Shallow Base & High Dome Lid	HIPS/OPS	High Gloss Black/Clear	16.40 x 16.40 x 4.10	12.15	25	25	3.53	4 x 5
<b>Forum® 16" 3-Comp. Bases &amp; Combo*</b>										
<b>B</b>	<b>CF723-163-1</b>	186 oz. 3-Comp. Deep Base	C-Fine	Black	16.40 x 16.40 x 2.36	17.56	20	40	3.90	4 x 5
<b>B</b>	<b>CF723-163</b>	186 oz. 3-Comp. Deep Base	C-Fine	Black	16.40 x 16.40 x 2.36	21.56	20	40	3.90	4 x 5
<b>C</b>	<b>CF723-1693CP</b>	186 oz. 3-Comp. Deep Base & Low Dome Lid	C-Fine/OPS	Black/Clear	16.40 x 16.40 x 2.48	15.32	25	25	3.99	4 x 5
<b>Forum® 16" 5-Comp. Bases*</b>										
<b>D</b>	<b>BP713-164-1</b>	80 oz. 5-Comp. Shallow Base	HIPS	High Gloss Black	16.40 x 16.42 x 1.25	15.90	25	50	3.53	4 x 5
<b>D</b>	<b>BP713-164</b>	80 oz. 5-Comp. Shallow Base	HIPS	High Gloss Black	16.40 x 16.40 x 1.25	13.60	20	40	3.90	4 x 5
<b>Forum® 18" Bases, Lids &amp; Combo</b>										
<b>E</b>	<b>BP713-180-1</b>	128 oz. Shallow Base	HIPS	High Gloss Black	18.00 x 18.00 x 1.25	27.28	30	60	5.01	4 x 5
<b>F</b>	<b>HIR13-180</b>	128 oz. Shallow Base	HIPS	High Gloss Red	18.00 x 18.00 x 1.25	23.10	50	50	4.06	4 x 5
<b>F</b>	<b>HIR13-180-1</b>	128 oz. Shallow Base	HIPS	High Gloss Red	18.00 x 18.00 x 1.25	27.68	30	60	5.01	4 x 5
	<b>CL213-180-1</b>	Low Dome Lid	OPS	Clear	18.00 x 18.00 x 1.65	11.48	30	60	4.60	4 x 5
	<b>CL213-185-1</b>	Medium High Dome Lid	OPS	Clear	18.00 x 18.00 x 2.65	11.42	30	60	5.01	4 x 5
	<b>CL213-189-1</b>	High Dome Lid	OPS	Clear	18.00 x 18.00 x 3.66	11.58	30	60	5.01	4 x 5
<b>G</b>	<b>BP713-189CP</b>	128 oz. Shallow Base w/High Dome Lid	HIPS/OPS	High Gloss Black/Clear	18.00x 18.00 x 3.27	16.99	25	25	4.31	4 x 5

Refer to page 50 to learn more about C-Fine®

\*Multi-compartment lids only work with multi-compartment bases, whereas single compartment lids work with all bases



## CaterLuxe® Round Trays



Engraved aluminum trays provide strength to hold all your catering items.

Secure snap-on fit and convenient lift tabs for easy removal.



- ▶ Excellent for holiday trays - add fresh cut fruit, vegetables or pastries.
- ▶ Choice of Flat Tray or Lazy Susan models.
- ▶ Increased versatility. Each model available in 12, 16, and 18 inches. Crystal clear lids showcase foods.



Item No.	Description	Material	Color	Dia. x Ht. (in.)	Case Wt. (lbs.)	Sleeve Pack	Case Pack	Cube (ft.3)	Ti x Hi	
<b>12" Trays &amp; Matching Dome</b>										
<b>A</b>	<b>14411</b>	Lazy Susan Tray	Aluminum	Silver	12.06 x 0.69	6.75	50	50	0.90	9 x 7
	<b>14512</b>	Flat Tray	Aluminum	Silver	12.06 x 0.69	4.10	25	25	0.52	24 x 6
<b>B</b>	<b>14514</b>	Flat Tray	Aluminum	Silver	12.06 x 0.69	6.78	50	50	0.90	9 x 7
	<b>14613</b>	Flat Tray	Aluminum	Silver	12.06 x 0.69	4.76	50	50	0.90	9 x 7
<b>C</b>	<b>H16A</b>	Dome	PS	Clear	12.63 x 2.50	5.14	50	50	1.52	9 x 5
<b>16" Trays &amp; Matching Dome</b>										
<b>D</b>	<b>14414</b>	Lazy Susan Tray	Aluminum	Silver	16.00 x 0.75	12.70	50	50	1.56	6 x 6
<b>E</b>	<b>14520</b>	Flat Tray	Aluminum	Silver	16.00 x 0.75	13.08	50	50	1.56	6 x 6
<b>F</b>	<b>H17A</b>	Dome	PS	Clear	16.44 x 2.63	9.50	50	50	2.75	4 x 5
<b>18" Trays &amp; Matching Dome</b>										
<b>G</b>	<b>14415</b>	Lazy Susan Tray	Aluminum	Silver	18.00 x 0.88	19.25	50	50	2.15	4 x 8
<b>H</b>	<b>14521</b>	Flat Tray	Aluminum	Silver	18.00 x 0.88	18.27	50	50	2.15	8 x 4
	<b>H20A</b>	Dome	PS	Clear	18.50 x 3.25	12.57	50	50	3.61	4 x 5



## Round Bases & Domes - Overview

- ▶ Wide range of base sizes, spanning from 3.5" to 12" diameters, in either black or clear
- ▶ Specialty cake bases available for single serve, cheesecakes or bundt cakes
- ▶ Dome styles include fluted, smoothwall, and scalloped
- ▶ Bases and domes available in either PET or OPS
- ▶ Sturdy bases with locking mechanisms ensure product security and handling




Base Designs				
Base Style:	Description:	Example:	Color Options:	Base Sizes:
1	Smooth Concave		Black or Clear	7" PET
2	Circular Segments		Black	7.88", 7.84" PET
3	Circular Segments w/ Square Center		Black or Clear	8", 10.3" PET
4	Raised Circles		Black or Clear	8.85", 9", 9.22", 9.9", 10.10", 11.50" PET
5	Indented Circles/ Square Center		Black or Clear	11.11" PET
6	Raised Honeycomb w/ Outer Edge		Black	All 12.25" PET
7	Indented Honeycomb		Black or Clear	9.34", 10.44" OPS
8	Raised Honeycomb		Black or Clear	11.06", 11.87" OPS

Dome Designs
Fluted
Smoothwall
Scalloped



## Round Bases & Domes - PET



Item No.	Description	Base Style	Material	Color	Dia. (in.) x Ht. (in.)	Case Wt. (lbs.)	Sleeve Pack	Case Pack	Cube (ft.3)	Ti x Hi
<b>Single Serve Cake Bases &amp; Domes</b>										
<b>A 4507</b>	Cheesecake Base	–	PET	Black	3.50 x 0.50	7.04	50	1000	1.83	8 x 5
<b>B 4524</b>	Cake Base	–	PET	Black	3.75 x 0.42	4.95	500	500	1.07	12 x 7
<b>C 4530</b>	Cake Base	–	PET	Clear	3.80 x 0.42	5.38	500	500	1.06	12 x 8
<b>4886</b>	Fluted Dome	–	PET	Clear	3.43 x 2.09	10.16	1000	1000	1.83	8 x 5
<b>4523</b>	Smoothwall Dome	–	PET	Clear	3.75 x 2.95	13.77	500	500	1.81	10 x 5
<b>Combos for 5" Cakes</b>										
<b>D 1754</b>	Cake Base w/ High Smoothwall Dome	1	PET	Black/Clear	7.00 x 4.50	12.46	100	100	2.65	6 x 6
<b>1811</b>	Cake Base w/ High Smoothwall Dome	1	PET	Clear/Clear	7.00 x 4.50	12.46	100	100	2.65	6 x 6
<b>1793CLR</b>	Cake Base w/ High Scalloped Dome	1	PET	Clear/Clear	7.00 x 4.30	18.00	150	150	3.94	6 x 4
<b>E 1793</b>	Cake Base w/ High Scalloped Dome	1	PET	Black/Clear	7.00 x 4.30	18.00	150	150	3.94	6 x 4
<b>Bases, Domes and Combos for 6" Cakes</b>										
<b>F 4463</b>	Cake Base	2	PET	Black	7.88 x 0.44	10.96	55	220	2.33	6 x 5
<b>G 4443-1</b>	Bundt Cake Base w/1.5" Cone	2	PET	Black	7.84 x 1.87	11.20	55	220	2.33	6 x 5
<b>4819-1</b>	Bundt Cake Base w/0.75" Cone	2	PET	Black	7.84 x 1.12	11.20	55	220	2.33	6 x 5
<b>4854-1</b>	Medium High Scalloped Dome	–	PET	Clear	7.53 x 3.34	16.60	55	220	3.17	5 x 6
<b>4828</b>	Medium High Scalloped Dome	–	PET	Clear	7.53 x 3.74	17.50	55	220	2.68	5 x 6
<b>H PC-8550CLR</b>	Cake Base w/ High Scalloped Dome	3	PET	Clear/Clear	8.00 x 5.50	15.00	22	88	3.71	4 x 5
<b>PC-8550</b>	Cake Base w/ High Scalloped Dome	3	PET	Black/Clear	8.00 x 5.50	15.00	22	88	3.71	4 x 5

## Round Bases & Domes - PET



Item No.	Description	Base Style	Material	Color	Dia. (in.) x Ht. (in.)	Case Wt. (lbs.)	Sleeve Pack	Case Pack	Cube (ft.3)	Ti x Hi
<b>Bases, Domes &amp; Combos for 7" Cakes</b>										
<b>A</b> CP9	Cake Base	4	PET	Black	9.00 x 0.50	13.10	60	240	4.73	4 x 5
<b>B</b> CP9B	Bundt Cake Base w/ 2" Cone	4	PET	Black	9.22 x 2.35	20.00	60	240	4.61	4 x 5
CP9B19	Bundt Cake Base w/1.9" Cone	4	PET	Black	9.22 x 2.25	20.00	60	240	4.61	4 x 5
9250	9" Low Fluted Dome	-	PET	Clear	8.88 x 2.50	14.40	240	240	4.86	4 x 5
CV9400	9" High Scalloped Dome	-	PET	Clear	8.92 x 4.00	20.64	60	240	4.65	4 x 5
CP9CLR	Cake Base w/ High Scalloped Dome	4	PET	Clear/Clear	8.85 x 5.23	17.70	50	100	4.86	4 x 5
CP9CLR-EZ	Cake Easy-Off Base w/ High Scalloped Dome	4	PET	Clear/Clear	9.22 x 5.25	8.88	25	50	2.493	8 x 5
<b>C</b> CP-CV9400	Cake Base w/ Medium High Scalloped Dome	4	PET	Black/Clear	9.27 x 4.00	18.80	60	120	5.20	4 x 5
<b>Bases, Domes &amp; Combos for 8" Cakes</b>										
<b>D</b> CP10	Cake Base	4	PET	Black	10.10 x 0.40	13.32	55	220	4.73	4 x 5
CP10B	Bundt Cake Base w/ 2" Cone	4	PET	Black	10.10 x 2.37	19.67	55	220	4.94	4 x 4
10400	9.75" Medium High Fluted Dome	-	PET	Clear	9.75 x 4.00	21.11	220	220	5.40	4 x 5
<b>E</b> DC32P-1	Cake Base w/ Low Scalloped Dome	5	PET	Black/Clear	9.90 x 3.60	18.55	50	100	5.38	4 x 4
DC36P-1	Cake Base w/ High Scalloped Dome	5	PET	Black/Clear	9.90 x 5.30	22.01	50	100	5.78	4 x 4

## Round Bases & Domes - PET



Item No.	Description	Base Style	Material	Color	Dia. (in.) x Ht. (in.)	Case Wt. (lbs.)	Sleeve Pack	Case Pack	Cube (ft.3)	Ti x Hi
----------	-------------	------------	----------	-------	------------------------	-----------------	-------------	-----------	-------------	---------

### Base/Dome Combos for 8" Cakes

<b>A</b>	<b>CP-1025350NFC1</b>	Cake Base w/ Low Scalloped Dome	3	PET	Black/Clear	10.38 x 3.70	17.93	100	100	5.47	4 x 5
	<b>CP-1025350NFC1R</b>	Cake Base w/ Low Scalloped Dome	3	PET	Clear/Clear	10.38 x 3.70	17.93	100	100	5.47	4 x 5
<b>B</b>	<b>CP-1025525NFC1</b>	Cake Base w/ High Scalloped Dome	3	PET	Black/Clear	10.38 x 5.40	20.54	100	100	5.47	4 x 5
	<b>CP-1025525NFC1R</b>	Cake Base w/ High Scalloped Dome	3	PET	Clear/Clear	10.38 x 5.40	20.54	100	100	5.47	4 x 5
	<b>CP-1025725SB1</b>	Cake Base w/ Extra High Scalloped Dome	3	PET	Black/Clear	10.38 x 7.25	14.09	50	50	3.23	8 x 4
	<b>CP-1025725SCLR</b>	Cake Base w/ Extra High Scalloped Dome	3	PET	Clear/Clear	10.38 x 7.25	14.07	50	50	2.83	8 x 4


### Base, Dome and Combos for 9" Cakes

<b>C</b>	<b>DCB40P</b>	Cake Base	4	PET	Black	11.56 x 0.37	17.29	200	200	5.00	6 x 3
	<b>DCD45P</b>	5.25" High Scalloped Dome	-	PET	Clear	11.20 x 5.27	16.29	80	80	3.59	6 x 4
<b>D</b>	<b>CP-1075550</b>	Cake Base w/ High Scalloped Dome	5	PET	Black/Clear	11.10 x 5.50	12.05	25	50	2.96	6 x 6
	<b>CP-1075550CLR</b>	Cake Base w/ High Scalloped Dome	5	PET	Clear/Clear	11.10 x 5.50	12.05	25	50	2.96	6 x 6
	<b>CP-1075600CLR</b>	Cake Base w/ Extra High Scalloped Dome	5	PET	Clear	11.10 x 6.16	12.00	50	50	2.79	6 x 6
	<b>CP-1075600CLR-EZ</b>	Cake Easy-Off Base w/ Extra High Scalloped Dome	5	PET	Clear	11.10 x 6.16	12.00	50	50	2.79	6 x 6
<b>E</b>	<b>DC46P</b>	Cake Base w/ Medium High Scalloped Dome	4	PET	Black/Clear	11.56 x 5.30	15.74	50	50	3.89	6 x 4

### Base/Dome Combos for 10" Cakes

	<b>CP-CV12450</b>	Cake Base w/ Medium High Scalloped Dome	6	PET	Black/Clear	12.25 x 4.57	20.66	30	60	4.34	6 x 2
<b>F</b>	<b>CP-CV12350</b>	Cake Base w/ Low Scalloped Dome	6	PET	Black/Clear	12.25 x 3.35	21.40	30	60	4.34	6 x 2

## Round Bases & Domes - OPS



Item No.	Description	Base Style	Material	Color	Dia. (in.) x Ht. (in.)	Case Wt. (lbs.)	Sleeve Pack	Case Pack	Cube (Ft.3)	Ti x Hi
<b>Base/Dome Combos for 7" Cakes</b>										
<b>G20-1</b>	Base w/ Fluted Dome, 1-2 Layers	7	OPS	Black	9.34 x 3.30	16.76	45	180	6.67	4 x 4
<b>A G21-1</b>	Base w/ Fluted Dome, 2-3 Layers	7	OPS	Black	9.34 x 4.90	19.09	45	180	6.67	4 x 4
<b>B H30-1</b>	Base w/ Fluted Dome, 1-2 Layers	7	OPS	Clear	9.34 x 3.30	16.05	45	180	6.67	4 x 4
<b>H31-1</b>	Base w/ Fluted Dome, 2-3 Layers	7	OPS	Clear	9.34 x 4.90	19.15	45	180	6.67	4 x 4
<b>Bases/Dome Combos for 8" Cakes</b>										
<b>G22-1</b>	Base w/ Fluted Dome, 1-2 Layers	7	OPS	Black	10.44 x 3.80	20.49	80	160	6.67	4 x 4
<b>C G23-1</b>	Base w/ Fluted Dome, 2-3 Layers	7	OPS	Black	10.44 x 5.30	23.83	80	160	6.67	4 x 4
<b>D H32-1</b>	Base w/ Fluted Dome, 1-2 Layers	7	OPS	Clear	10.44 x 3.80	20.14	80	160	6.67	4 x 4
<b>H33-1</b>	Base w/ Fluted Dome, 2-3 Layers	7	OPS	Clear	10.44 x 5.30	25.18	80	160	6.67	4 x 4
<b>Bases/Dome Combos for 9" Cakes</b>										
<b>G24-1</b>	Base w/ Fluted Dome, 1-2 Layers	8	OPS	Clear	11.06 x 3.70	13.09	40	80	4.33	6 x 4
<b>G25-1</b>	Base w/ Fluted Dome, 1-2 Layers	8	OPS	Black	11.06 x 3.70	12.80	40	80	4.33	6 x 4
<b>E G26-1</b>	Base w/ Fluted Dome, 2-3 Layers	8	OPS	Clear	11.06 x 5.30	14.95	40	80	4.33	6 x 4
<b>F G27-1</b>	Base w/ Fluted Dome, 2-3 Layers	8	OPS	Black	11.06 x 5.30	14.95	40	80	4.33	6 x 4
<b>Bases/Dome Combos for 10" Cakes</b>										
<b>G32-1</b>	Base w/ Fluted Dome, 1-2 Layers	8	OPS	Clear	11.87 x 3.90	14.57	40	80	4.33	6 x 4
<b>G G33-1</b>	Base w/ Fluted Dome, 1-2 Layers	8	OPS	Black	11.87 x 3.90	14.57	40	80	4.33	6 x 4
<b>G34-1</b>	Base w/ Fluted Dome, 2-3 Layers	8	OPS	Clear	11.87 x 5.50	17.53	40	80	4.33	6 x 4
<b>H G40-1</b>	Base w/ Fluted Dome, 2-3 Layers	8	OPS	Black	11.87 x 5.50	17.02	40	80	4.33	6 x 4

## Round Bases & Domes - Aluminum



Item No.	Description	Material	Color	Dia. x Ht. (in.)	Case Wt. (lbs.)	Sleeve Pack	Case Pack	Cube (ft.3)	Ti x Hi
<b>Pans for 7" Cakes</b>									
14510	7.3" Cake Pan	Aluminum	Silver	7.31 x 1.63	13.00	500	500	1.89	6 x 5
14511	7.3" Cake Pan, Poly Coated Inside	Aluminum	Silver	7.31 x 1.63	23.00	500	500	3.08	6 x 5
<b>A</b> 14720	7.2" Cake Pan	Aluminum	Silver	7.16 x 1.31	12.75	500	500	2.19	6 x 6
<b>Pans and Combos for 8" Cakes</b>									
14790	8.5" Shallow Cake Pan, 28 oz.	Aluminum	Silver	8.56 x 1.22	230.00	5200	5200	43.00	1 x 1
14740	8.5" Cake Pan	Aluminum	Silver	8.53 x 1.25	18.05	500	500	2.83	4 x 5
14850	8.5" Shallow Cake Pan	Aluminum	Silver	8.50 x 1.16	16.48	500	500	2.45	4 x 6
<b>B</b> 19191	8.75" Angel Food Cake Pan w/ Dome	Aluminum/ PS	Silver/ Clear	8.75 x 3.00	11.56	100	100	3.30	4 x 6
19194	8.75" Angel Food Cake Pan w/ Precup	Aluminum	Silver	8.75 x 3.00	18.30	200	200	3.89	6 x 4
<b>C</b> 19196	8.75" Angel Food Cake Pan w/ Precup and Dome	Aluminum/ PS	Silver/ Clear	8.75 x 3.00	11.35	100	100	3.77	4 x 5
<b>D</b> 19295	8.75" Black Angel Food Cake Pan w/ Precup and Dome	Aluminum/ PS	Black/ Clear	8.75 x 3.00	11.35	100	100	3.77	4 x 4
<b>Pan for 10" Cakes</b>									
14101	10.625" Cake Pan	Aluminum	Silver	10.63 x 2.10	8.33	100	100	1.76	6 x 7

## Rectangular Bases & Domes - Overview

- ▶ Available in a wide variety of sizes and styles, in both PET and PS
- ▶ Sheet cake bases and domes provide a premium look in a variety of sizes, materials, colors and styles
- ▶ Elegant sturdy bases include locking mechanisms to ensure product security and handling
- ▶ Fluted and scalloped sidewalls and ultra-clear domes increase visibility



### Base Styles

Bar Cake PET Black	1/8 Sheet PET Black or Clear	1/4 Sheet PET Black or Clear	1/2 Sheet PET Black	1/4 Sheet OPS Black or Clear	1/2 Sheet OPS Black or Clear

PET Dome Style	OPS Dome Style
Scalloped Dome	Fluted Dome

## Rectangular Bases & Domes - PET



Item No.	Description	Material	Color Base/Dome	Lngh. x Wdth. x Ht. (in.)	Case Wt. (lbs.)	Sleeve Pack	Case Pack	Cube (ft.3)	Ti x Hi	
<b>Bar Cake Rectangular Combos</b>										
<b>A</b>	<b>BC12-D</b>	Bar Cake w/ High Scalloped Dome	PET	Black/Clear	11.88 x 6.88 x 4.60	22.66	25	100	4.06	5 x 5
	<b>BC12-DCLR</b>	Bar Cake w/ High Scalloped Dome	PET	Clear/Clear	11.88 x 6.88 x 4.60	22.66	25	100	4.06	5 x 5
<b>1/8 Sheet Rectangular Combos</b>										
<b>B</b>	<b>DC72PW</b>	1/8 Sheet w/ High Scalloped Dome	PET	Black/Clear	11.02 x 9.00 x 5.00	26.00	100	100	5.03	4 x 4
	<b>DC72PWCLR</b>	1/8 Sheet w/ High Scalloped Dome	PET	Clear/Clear	11.02 x 9.00 x 5.00	26.00	100	100	5.00	4 x 4
<b>1/4 Sheet Rectangular Combos</b>										
	<b>DC82PG</b>	1/4 Sheet w/ Medium High Scalloped Dome	PET	Black/Clear	14.89 x 11.17 x 4.34	22.00	25	50	3.92	4 x 5
<b>C</b>	<b>DC82HP</b>	1/4 Sheet w/ High Scalloped Dome	PET	Black/Clear	14.88 x 11.17 x 5.00	23.11	25	25	3.92	4 x 5
	<b>DC82P</b>	1/4 Sheet w/ High Scalloped Dome	PET	Black/Clear	14.89 x 11.17 x 5.00	21.65	50	50	4.06	4 x 5
	<b>DC82PCLR</b>	1/4 Sheet w/ High Scalloped Dome	PET	Clear/Clear	14.89 x 11.17 x 5.00	21.65	50	50	4.06	4 x 5
<b>1/2 Sheet Rectangular Combos</b>										
	<b>DC92PG</b>	1/2 Sheet w/ Medium High Scalloped Dome	PET	Black/Clear	20.14 x 15.23 x 4.31	21.84	25	25	3.92	6 x 4
<b>D</b>	<b>DC92P</b>	1/2 Sheet w/ High Scalloped Dome	PET	Black/Clear	20.14 x 15.23 x 5.00	21.84	25	25	4.09	6 x 4
	<b>DC92PCLR</b>	1/2 Sheet w/ Medium High Scalloped Dome	PET	Clear/Clear	20.14 x 15.23 x 5.00	20.79	45	180	4.50	4 x 5

## Rectangular Bases & Domes - OPS



A

B

C

D

E

F

Item No.	Description	Material	Color Base/Dome	Lngh. x Wdth. x Ht. (in.)	Case Wt. (lbs.)	Sleeve Pack	Case Pack	Cube (ft.3)	Ti x Hi	
<b>1/4 Sheet Rectangular Combos</b>										
<b>A</b>	<b>G82-1</b>	1/4 Sheet Cake w/ Low Fluted Dome	PS/OPS	Clear/Clear	15.25 x 11.25 x 3.80	22.74	40	80	5.33	5 x 4
<b>B</b>	<b>G83-1</b>	1/4 Sheet Cake w/ Low Fluted Dome	PS/OPS	Black/Clear	15.25 x 11.25 x 3.80	22.74	40	80	5.33	5 x 4
<b>C</b>	<b>G84-1</b>	1/4 Sheet Cake w/ High Fluted Dome	PS/OPS	Clear/Clear	15.25 x 11.25 x 5.20	24.92	40	80	5.33	5 x 4
<b>D</b>	<b>G85-1</b>	1/4 Sheet Cake w/ High Fluted Dome	PS/OPS	Black/Clear	15.25 x 11.25 x 5.20	24.40	40	80	5.33	5 x 4
<b>1/2 Sheet Rectangular Combos</b>										
<b>E</b>	<b>G90-1</b>	1/2 Sheet Cake w/ High Fluted Dome	PS/OPS	Clear/Clear	20.31 x 15.25 x 5.20	21.23	33	33	4.67	5 x 4
<b>F</b>	<b>G95-1</b>	1/2 Sheet Cake w/ High Fluted Dome	PS/OPS	Black/Clear	20.31 x 15.25 x 5.20	21.23	33	33	4.67	5 x 4

























## Aluminum Pie Pans - Overview

- ▶ A variety of pan styles are available, including smooth wall sides or base options, and perforated and lanced base options



### Pan Styles

<b>Wagon Wheel Bottom Pattern</b> 	<b>Circles Bottom Pattern</b> 	<b>Waffle Bottom Pattern</b> 	<b>Star Bottom Pattern</b> 
			
<b>Perforated Bottom</b> 	<b>Lanced Bottom</b> 	<b>Reverse Lanced Bottom</b> 	<b>Smooth Wall Bottom</b> 
 <p>Top Bottom</p>	 <p>Top Bottom</p>	 <p>Top Bottom</p>	
<b>Smooth Wall Side</b> 	<b>Closeable</b> 	<b>Black Outside</b> 	
		 <p>Top Bottom</p>	

## Bases & Domes - Overview

- ▶ Standard depth and deep base options support a variety of pie types
- ▶ Multiple dome heights support all pie toppings
- ▶ Design supports stacking for display and transport



Pie Saver domes offer lock-in topple over protection



Crust Saver dome option

### Base Designs

Base Style:	1	2	3	4	5
Description:	Smooth w/ 6 support prongs	Fluted w/ 8 finger holes	Fluted w/ 8 support prongs	Wide fluted w/ 8 support prongs	Continuous finger holes & support prongs
Example:					
Color Options:	Black only	Black or Clear	Black only	Black only	Black and Clear
Base Sizes:	7.1"	9.4", 10.4", 10.88"	9.22", Some 10"	11.56"	9.18", Some 10", 10.13"

### Pie Domes

Fluted

Scalloped










## Pie Hinges - Overview

- ▶ Sturdy design provides exceptional stability and protection for pies during transit
- ▶ Multiple diameters, dome heights and bottom depths available to work with a wide variety of pie sizes
- ▶ Portion pie hinges available for quarter and half pies
- ▶ Crystal clear PET allows for product visibility on all sides



### Pie Hinge Sizes & Shapes

Shallow Pie	Low Dome	Medium Dome	High Dome
			
<b>Half Pie</b>		<b>Triangular Pie</b>	<b>Triangular Pie w/ Tab</b>
			

6" Pie Pan/Container

Cavity	2-Piece	Hinges	
	49060021	46066230	36011630
160	●	-	●
161	●	-	●

8" Pie Pan/Container

Cavity	Base		2-Piece	Hinges		
	48800028	PP9D8	J35, J46, J46-1 J36, J37, J37-1	46082271, 46082272, 46081120, 46081121	46083371, 46083372	36010820, 46010820
81	●	●	●	●	●	-
84	-	●	●	●	●	●
85	●	●	●	●	●	●
2089	-	●	●	●	●	●
182	●	●	●	●	●	●
280	●	●	●	●	●	●
282	-	●	●	●	●	●
283	-	●	●	-	-	●
284	●	●	●	●	●	●
289	-	-	●	●	●	●

Bullets represent acceptable fit, bullets in highlighted cells represent optimal fit

9" Pie Pan/Container

Cavity	Base	2-Piece			Hinges		
	48900028	49910011	J38-1, J39-1, J40-1, J43-1	PP-10150	36010920, 46010920	46093352, 46093351	46091181, 46092252
90	●	●	●	●	●	●	●
91	-	-	●	●	●	-	-
92	-	-	●	●	●	-	-
93	-	-	●	●	●	-	-
97	-	-	●	●	●	-	-
190	●	●	●	●	●	-	-
192	-	-	●	●	●	-	-
194	●	●	●	●	●	●	●
195	●	●	●	●	●	●	●
196	-	-	●	●	●	-	-
219	-	-	●	●	●	-	-
239	-	-	-	-	●	-	-
242	●	●	●	●	●	●	●
244	-	-	●	●	●	-	-
245	●	●	●	●	●	●	●
247	●	●	●	●	●	-	-
295	●	●	●	●	●	●	●
1952	●	●	●	●	●	●	●
1953	●	●	●	●	●	●	●
2429	●	●	●	●	●	●	●
2529	-	-	●	●	●	-	-
3429	●	●	●	●	●	●	●

10" Pie Pan/Container

Cavity	2-Piece					
	J41-1	J42-1	J44-1	J45-1	DP48P	DP49P
100	●	●	●	●	●	●
101	●	●	●	●	●	●
102	●	●	●	●	●	●
104	●	●	●	●	●	●
106	-	-	-	-	-	-
109	●	●	●	●	●	●

Bullets represent acceptable fit, bullets in highlighted cells represent optimal fit



## Tart & Pot Pie Pans - Aluminum



A B C D E F G H

	Item No.	Alum. Type	Capacity (fl. oz.)	Pan Style	Top Out (in.)	Top In (in.)	Bottom (in.)	Vert. Depth (in.)	Slant Depth (in.)	Case Wt. (lbs.)	Case Pack	Cube (ft.3)	Ti x Hi
--	----------	------------	--------------------	-----------	---------------	--------------	--------------	-------------------	-------------------	-----------------	-----------	-------------	---------

### Tart Pans

<b>A</b>	<b>13061</b>	STD	2.5		3.44	3.00	2.00	0.88	0.94	7.83	2000	1.50	9 x 6
<b>B</b>	<b>13060</b>	HVY	2.5		3.44	3.00	2.00	0.88	0.94	14.50	3000	2.24	6 x 6
	<b>13062</b>	STD	3.0		3.44	3.00	2.00	0.88	0.94	7.83	2000	1.50	9 x 6
	<b>13040</b>	STD	2.3		4.19	3.66	2.59	0.53	-	12.00	2000	1.68	6 x 6
	<b>14001</b>	STD	3.0		4.25	-	2.70	0.75	-	14.78	2400	2.69	6 x 6
	<b>13280</b>	STD	4.0		4.25	3.75	2.88	0.72	0.84	5.22	1000	0.94	15 x 5
<b>C</b>	<b>13380</b>	STD	4.3		4.25	3.63	2.50	1.03	1.19	9.28	1000	1.56	9 x 5
	<b>13282</b>	STD	4.0		4.25	3.75	2.88	0.72	0.84	18.40	3000	2.60	6 x 6
	<b>13360</b>	STD	4.0		4.34	3.69	2.81	0.75	1.00	14.00	2000	2.60	6 x 6
	<b>B10</b>	STD	4.0		4.34	3.69	2.69	0.88	-	9.00	1000	1.56	9 x 5
	<b>13390</b>	STD	4.5		4.47	3.69	2.69	0.88	1.00	15.59	2000	3.16	4 X 6
<b>D</b>	<b>13440</b>	STD	5.0		4.88	4.13	3.00	0.91	1.06	17.10	2000	2.38	6 x 6
<b>E</b>	<b>13480</b>	STD	7.1		5.06	4.38	3.00	1.19	1.34	21.40	2000	3.10	5 x 4
	<b>13484</b>	STD	7.1		5.06	4.38	3.00	1.19	1.34	21.40	2000	3.11	5 x 4
<b>F</b>	<b>13582</b>	HVY	12.0		5.72	5.00	3.38	1.53	1.75	21.00	1000	2.79	6 x 6
	<b>13750</b>	STD	15.0		5.75	4.94	3.69	1.81	1.91	28.10	1500	3.89	6 x 4
	<b>11600</b>	STD	9.0		5.94	5.38	3.88	1.00	1.19	13.80	1000	2.54	4 x 6

### Pot Pie Pans

	<b>13483</b>	STD	7.0		5.06	4.38	3.00	1.25	1.44	9.36	1000	1.63	7 X 8
<b>G</b>	<b>13840</b>	STD	12.0		5.50	5.00	3.50	1.25	1.44	17.60	1000	2.87	6 X 5
<b>H</b>	<b>13842</b>	STD	12.0		5.72	5.00	3.38	1.53	1.75	19.15	1000	2.95	4 X 6

\*Refer to page 89 for image and information

### Pie Pan Style Legend

Aluminum Type: STD - Standard | HVY - Heavy



Wagon Wheel Bottom



Circles Bottom



Smooth Wall Bottom



Lanced Bottom



Black Outside



## 6" Pie Containers



A



B



C



D



E



F

Cavity	Item No.	Alum. Type	Capacity (fl. oz.)	Pan Style*	Top Out (in.)	Top In (in.)	Bottom (in.)	Vert. Depth (in.)	Slant Depth (in.)	Case Wt. (lbs.)	Case Pack	Cube (ft.3)	Ti x Hi
--------	----------	------------	--------------------	------------	---------------	--------------	--------------	-------------------	-------------------	-----------------	-----------	-------------	---------

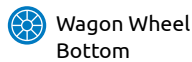
### Aluminum Pans

A	160	21602	STD	6.0		5.94	5.38	3.88	1.00	1.19	13.80	1000	2.64	4 x 6
B	160	11600	STD	6.0		5.94	5.38	3.88	1.00	1.19	13.80	1000	2.64	4 x 6
	160	11602	STD	6.0	6	5.94	5.38	3.88	1.00	1.19	14.80	1000	2.64	4 x 6
	160	11608	STD	6.0	16	5.94	5.38	3.88	1.00	1.19	13.95	1000	2.64	4 x 6
C	160	21601	STD	6.0		5.94	5.38	3.88	1.00	1.19	13.80	1000	2.64	4 x 6
	161	11611	STD	6.0		5.94	5.38	4.00	1.00	1.19	320.00	21,000	37.37	1 x 1

\*Refer to page 89 for image and information

### Pie Pan Style Legend

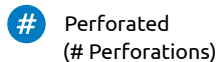
Aluminum Type: STD - Standard



Wagon Wheel Bottom



Circles Bottom



Perforated (# Perforations)



Lanced Bottom

Item No.	Description	Base Style**	Material	Color Base/Dome	Dia. x Ht. (in.)	Case Wt. (lbs.)	Sleeve Pack	Case Pack	Cube (ft.3)	Ti x Hi
----------	-------------	--------------	----------	-----------------	------------------	-----------------	-------------	-----------	-------------	---------

### Base/Dome Combo

D	49060021	Base w/ Low Scalloped Dome	1	PET	Black/Clear	7.10 x 2.30	13.23	200	200	3.48	6 x 3
---	----------	----------------------------	---	-----	-------------	-------------	-------	-----	-----	------	-------

### Base Style Legend

1 ▶ Smooth w/ 6 support prongs

\*\*Refer to page 90 for image and information

Item No.	Description	Material	Color	Dia. x Ht. (in.)	Case Wt. (lbs.)	Sleeve Pack	Case Pack	Cube (ft.3)	Ti x Hi
----------	-------------	----------	-------	------------------	-----------------	-------------	-----------	-------------	---------

### Hinge

E	46066230	6.5" Hinge, Low Dome	PET	Clear	6.46 x 1.95	16.19	300	300	2.58	6 x 5
F	36011630	7" Hinge, High Dome	PS	Clear	7.00 x 3.70	19.90	300	300	3.45	4 x 6



# 8" Pie Containers



Cavity	Item No.	Alum. Type*	Capacity (fl. oz.)	Pan Style*	Top Out (in.)	Top In (in.)	Bottom (in.)	Vert. Depth (in.)	Slant Depth (in.)	Case Wt. (lbs.)	Case Pack	Cube (ft.3)	Ti x Hi	
<b>Aluminum Pans</b>														
<b>A</b>	282	<b>12820</b>	STD	14.0		7.88	6.94	5.38	0.94	1.38	26.05	1000	3.58	5 x 6
	282	<b>12823</b>	STD	14.0	<b>9</b>	7.88	6.94	5.38	0.94	1.38	26.05	1000	3.58	5 x 6
<b>B</b>	182	<b>11829</b>	STD	15.0		7.94	6.88	4.94	0.94	1.34	24.40	1000	4.31	5 x 5
<b>C</b>	81	<b>10817</b>	STD	13.0		7.97	7.13	5.81	0.75	1.00	277.00	10,000	43.00	1 x 1
	81	<b>10810</b>	STD	13.0		7.97	7.13	5.81	0.75	1.00	24.70	1,000	4.04	5 x 6
<b>D</b>	82	<b>10820</b>	STD	15.0		7.97	7.06	5.75	0.94	1.47	26.00	1,000	3.53	4 x 5
	182	<b>11820</b>	STD	15.0		7.97	7.00	5.44	1.09	1.38	24.40	1000	4.31	5 x 5
	284	<b>12840</b>	STD	15.0		7.97	7.13	5.13	0.94	1.38	23.44	1000	4.40	5 x 5
<b>E</b>	85	<b>10850</b>	STD	17.0		7.97	7.19	5.22	1.00	1.41	24.40	1000	3.98	5 x 5
	84	<b>10840</b>	STD	19.0		7.97	7.06	5.50	1.13	1.38	26.53	1000	3.98	5 x 5
<b>F</b>	2089	<b>12084</b>	STD	19.0		7.97	7.00	5.44	1.09	1.38	3.50	100	0.41	4 x 5
	2089	<b>12086</b>	STD	19.0		7.97	7.00	5.44	1.09	1.38	310.00	11,000	37.37	1 x 2
<b>G</b>	283	<b>12834</b>	STD	19.0		7.97	7.25	6.00	0.86	1.00	305.00	10,500	36.42	1 x 1
<b>H</b>	283	<b>12830</b>	STD	19.0		7.97	7.25	6.00	0.86	1.00	26.00	1000	4.54	5 x 5
	289	<b>12897</b>	STD	19.0		7.97	7.06	5.50	1.09	1.34	26.25	1000	4.54	5 x 4
	289	<b>12890</b>	STD	19.0		7.97	7.06	5.50	1.09	1.34	26.10	1000	4.54	5 x 5
	289	<b>22890</b>	STD	19.0		7.97	7.06	5.50	1.09	1.34	215.52	7000	29.26	1 x 1

\*Refer to page 89 for image and information

### Pie Pan Style Legend

Aluminum Type: STD - Standard



Wagon Wheel Bottom



Waffle Bottom



Circles Bottom



Star Bottom



# Perforated (# Perforations)




Lanced Bottom





# 8" Pie Containers



Cavity	Item No.	Alum. Type	Capacity (fl. oz.)	Pan Style*		Top Out (in.)	Top In (in.)	Bottom (in.)	Vert. Depth (in.)	Slant Depth (in.)	Case Wt. (lbs.)	Case Pack	Cube (ft.3)	Ti x Hi
--------	----------	------------	--------------------	------------	--	---------------	--------------	--------------	-------------------	-------------------	-----------------	-----------	-------------	---------

### Aluminum Pans

	289	<b>22891</b>	STD	19.0			7.97	7.06	5.50	1.09	1.34	34.00	1000	4.54	5 x 5
<b>A</b>	289	<b>12894</b>	STD	19.0			7.97	7.06	5.50	1.09	1.34	215.52	7000	29.26	1 x 1
<b>B</b>	289	<b>12893</b>	STD	19.0			7.97	7.06	5.50	1.09	1.34	26.36	1000	4.54	5 x 5
	280	<b>22800</b>	STD	15.0			8.00	7.13	5.75	0.75	1.13	34.00	1000	4.54	5 x 5
<b>C</b>	280	<b>12800</b>	STD	15.0			8.00	7.13	5.75	0.75	1.13	25.50	1000	4.54	5 x 5

\*Refer to page 89 for image and information

### Pie Pan Style Legend

Aluminum Type: STD - Standard



Wagon Wheel Bottom



Waffle Bottom



Circles Bottom



Perforated (# Perforations)



Reverse Lanced Bottom



Black Outside

Item No.	Description	Material	Color	Dia. (in.) x Ht.	Case Wt. (lbs.)	Sleeve Pack	Case Pack	Cube (ft.3)	Ti x Hi
----------	-------------	----------	-------	------------------	-----------------	-------------	-----------	-------------	---------

### Crust Saver Dome

<b>47023950</b>	Inverted Crust Saver for Aluminum	PET	Clear	8.75 x 1.22	21.45	250	500	1.55	10 x 5
<b>47045050</b>	Shallow Inverted Crust Saver for Aluminum	PET	Clear	8.75 x 1.04	19.60	125	500	1.06	10 x 3

Item No.	Description	Base Style**	Material	Color Base/Dome	Dia. x Ht. (in.)	Case Wt. (lbs.)	Sleeve Pack	Case Pack	Cube (ft.3)	Ti x Hi
----------	-------------	--------------	----------	-----------------	------------------	-----------------	-------------	-----------	-------------	---------

### Base/Dome Combos

<b>D</b>	<b>J35</b>	Base w/ Low Fluted Dome	2	PET	Clear/Clear	9.38 x 2.80	17.31	100	200	5.87	4 x 3
<b>E</b>	<b>J46</b>	Base w/ Low Fluted Dome	2	PET	Black/Clear	9.38 x 2.80	11.74	100	100	3.61	4 x 5
	<b>J46-1</b>	Base w/ Low Fluted Dome	2	PET	Black/Clear	9.38 x 2.80	17.99	50	200	5.87	4 x 3
<b>F</b>	<b>J36</b>	Base w/ High Fluted Dome	2	PET	Clear/Clear	9.38 x 3.50	18.78	100	200	5.87	4 x 3
<b>E</b>	<b>J37</b>	Base w/ High Fluted Dome	2	PET	Black/Clear	9.38 x 3.50	9.54	100	100	3.61	4 x 5
	<b>J37-1</b>	Base w/ High Fluted Dome	2	PET	Black/Clear	9.38 x 3.50	18.78	50	200	5.87	4 x 3

### Base Style Legend

2 ▶ Fluted w/ 8 finger holes

\*\*Refer to page 90 for image and information



# 8" Pie Containers



A B C D E

Item No.	Description	Base Style**	Material	Color	Dia. (in.) x Ht.	Case Wt. (lbs.)	Sleeve Pack	Case Pack	Cube (ft.3)	Ti x Hi
----------	-------------	--------------	----------	-------	------------------	-----------------	-------------	-----------	-------------	---------

## Pie Bases & Interchangeable Domes

<b>A</b>	<b>48800028</b>	Base		PET	Black	9.18 x 1.47	22.06	70	280	3.92	4 x 5
<b>B</b>	<b>PP9D8</b>	Base		PET	Black	9.22 x 1.70	16.20	60	240	5.71	4 x 4
<b>C</b>	<b>47810028</b>	Low Pie Saver Dome		PET	Clear	8.85 x 1.12	15.57	280	280	2.42	8 x 5
<b>D</b>	<b>47828028</b>	High Scalloped Pie Saver Dome		PET	Clear	8.85 x 2.83	19.36	280	280	3.06	6 x 5
	<b>37029591</b>	Low Fluted Pie Dome		PS	Clear	9.02 x 1.27	71.30	45	1890	29.96	1 x 1

### Base Style Legend

**3** ▶ Fluted w/ 8 support prongs

**5** ▶ Continuous finger holes & support prongs

\*\*Refer to page 90 for image and information

Item No.	Description	Material	Color	Dia. x Ht. (in.)	Case Wt. (lbs.)	Sleeve Pack	Case Pack	Cube (ft.3)	Ti x Hi
----------	-------------	----------	-------	------------------	-----------------	-------------	-----------	-------------	---------

## Hinges

	<b>46082271</b>	8.8" Hinge, Medium Dome	PET	Clear	8.82 x 3.05	228.00	1720	1720	29.25	1 x 1
	<b>46082272</b>	8.8 Hinge, Medium Dome	PET	Clear	8.82 x 3.05	257.00	1600	1600	29.25	1 x 1
	<b>46083371</b>	8.8" Hinge, High Dome	PET	Clear	8.82 x 3.75	228.00	1720	1720	29.25	1 x 1
	<b>46083372</b>	8.8" Hinge, High Dome	PET	Clear	8.82 x 3.75	215.63	1570	1570	29.25	1 x 1
	<b>46081120</b>	8.8" Hinge, Low Dome	PET	Clear	8.82 x 2.58	23.37	200	200	3.50	4 x 5
	<b>46081121</b>	8.8" Hinge, Low Dome, Bulk Pack	PET	Clear	8.82 x 2.58	237.00	2145	2145	29.25	1 x 1
<b>E</b>	<b>46010820</b>	8.9" Hinge for Shallow Pie	PET	Clear	8.88 x 2.56	22.80	200	200	2.82	4 x 6
	<b>36010820</b>	9.25" Hinge for Shallow Pie	PS	Clear	9.25 x 2.60	18.79	200	200	2.82	4 x 6

# 9" Pie Containers

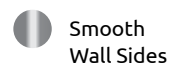
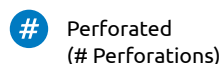
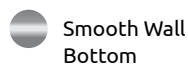
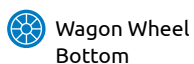


Cavity	Item No.	Alum. Type	Capacity (fl. oz.)	Pan Style*	Top Out (in.)	Top In (in.)	Bottom (in.)	Vert. Depth (in.)	Slant Depth (in.)	Case Wt. (lbs.)	Case Pack	Cube (ft.3)	Ti x Hi	
<b>Aluminum Pans</b>														
	190	11900	STD	22		8.81	8.13	6.81	0.91	1.13	15.55	500	2.48	4 x 6
<b>A</b>	190	11902	HVY	22		8.81	8.13	6.81	0.91	1.13	17.30	500	2.48	4 x 6
	190	11903	HVY	22		8.81	8.13	6.81	0.91	1.13	17.16	500	2.48	4 x 6
<b>B</b>	192	11921	HVY	22		8.81	8.13	6.81	0.91	1.13	19.00	500	3.21	4 x 6
	192	11924	X-HVY	22		8.81	8.13	6.81	0.91	1.13	20.75	500	3.21	4 x 6
	1953	19532	STD	26		8.88	7.97	6.25	1.16	1.44	217.00	5520	29.25	1 x 1
	1953	11927	STD	26		8.88	7.97	6.25	1.16	1.44	358.00	7800	43.00	1 x 1
<b>C</b>	1953	11925	HVY	26		8.88	7.97	6.25	1.16	1.44	24.36	500	3.21	4 x 6
	1953	11928	HVY	26		8.88	7.97	6.25	1.16	1.44	20.45	500	2.82	4 x 6
	1953	19531	HVY	26		8.88	7.97	6.25	1.16	1.44	270.00	5520	35.12	1 x 1
	1953	19533	HVY	26		8.88	7.97	6.25	1.16	1.44	26.58	500	2.82	4 x 6
<b>D</b>	242	12420	STD	29		8.88	8.00	6.25	1.13	1.44	11.98	200	0.96	10 x 5
<b>E</b>	242	12429	STD	29		8.88	8.00	6.25	1.13	1.44	18.13	200	0.96	10 x 5
	242	12431	STD	29		8.88	8.00	6.25	1.13	1.44	405.00	6800	26.60	1 x 3
<b>F</b>	2429	12931	STD	29		8.88	8.00	6.25	1.16	1.45	393.00	7300	26.62	1 x 1
<b>G</b>	2429	12937	STD	29		8.88	8.00	6.25	1.16	1.45	350.00	7300	29.25	1 x 1
	2429	22429	STD	29		8.88	8.00	6.25	1.16	1.45	450.00	6200	26.60	1 x 1

\*Refer to page 89 for image and information

### Pie Pan Style Legend

Aluminum Type: STD - Standard | HVY - Heavy | X-HVY - Extra Heavy



# 9" Pie Containers



Cavity	Item No.	Alum. Type	Capacity (fl. oz.)	Pan Style*	Top Out (in.)	Top In (in.)	Bottom (in.)	Vert. Depth (in.)	Slant Depth (in.)	Case Wt. (lbs.)	Case Pack	Cube (ft.3)	Ti x Hi
--------	----------	------------	--------------------	------------	---------------	--------------	--------------	-------------------	-------------------	-----------------	-----------	-------------	---------

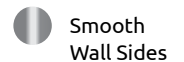
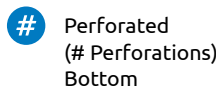
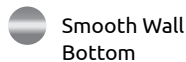
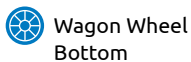
## Aluminum Pans

A	2529	<b>12532</b>	STD	34			8.89	8.00	6.25	1.14	1.44	21.15	200	0.96	10 x 5
	2529	<b>12529</b>	HVY	34			8.89	8.00	6.25	1.14	1.44	14.00	200	0.96	10 x 5
	2529	<b>12530</b>	X-HVY	34			8.89	8.00	6.25	1.14	1.44	15.40	200	0.96	10 x 5
	2529	<b>12521</b>	X-HVY	34			8.89	8.00	6.25	1.14	1.44	14.39	200	0.96	10 x 5
B	195	<b>11951</b>	HVY	15		<b>6</b>	8.94	7.94	6.25	1.13	1.38	23.00	500	2.82	4 x 6
	194	<b>11940</b>	STD	22			8.94	7.94	6.38	1.00	1.28	18.10	500	2.82	4 x 6
C	194	<b>11943</b>	HVY	22		<b>6</b>	8.94	7.94	6.38	1.00	1.28	18.30	500	2.82	4 x 6
	195	<b>11950</b>	HVY	26			8.94	7.94	6.25	1.13	1.38	20.20	500	2.82	4 x 6
	1952	<b>11938</b>	X-HVY	25			8.96	7.94	6.25	1.13	1.50	28.60	500	3.21	4 x 6
	92	<b>10927</b>	STD	23			8.97	8.25	6.75	0.94	1.19	15.80	500	2.82	4 x 6
D	92	<b>10926</b>	X-HVY	23			8.97	8.25	6.75	0.94	1.19	310.00	8000	37.37	1 x 2
E	244	<b>12447</b>	STD	30			8.97	8.13	6.44	1.25	1.50	19.30	500	2.93	4 x 6
F	244	<b>12441</b>	STD	30			8.97	8.13	6.44	1.25	1.50	19.30	500	2.93	4 x 6
	244	<b>12448</b>	HVY	30			8.97	8.13	6.44	1.25	1.50	22.75	500	2.93	4 x 6
	244	<b>12449</b>	STD	30			8.97	8.13	6.44	1.25	1.50	19.30	500	2.93	4 x 6
G	244	<b>12440</b>	HVY	30			8.97	8.13	6.44	1.25	1.50	21.76	500	2.93	4 x 6
	244	<b>12442</b>	X-HVY	30			8.97	8.13	6.44	1.25	1.50	28.25	500	2.93	4 x 6
	244	<b>12444</b>	X-HVY	30		<b>29</b>	8.97	8.13	6.44	1.25	1.50	30.50	500	2.93	4 x 6
H	245	<b>12450</b>	STD	31			8.97	8.13	6.31	1.38	1.64	21.60	500	3.21	4 x 6
	245	<b>12454</b>	STD	31			8.97	8.13	6.31	1.38	1.64	278.00	6500	43.00	1 x 1
	245	<b>12453</b>	STD	31			8.97	8.13	6.31	1.38	1.64	31.00	500	3.21	4 x 6

\*Refer to page 89 for image and information

### Pie Pan Style Legend

\*Aluminum Type: STD - Standard | HVY - Heavy | X-HVY - Extra Heavy



# 9" Pie Containers



Cavity	Item No.	Alum. Type	Capacity (fl. oz.)	Pan Style*	Top Out (in.)	Top In (in.)	Bottom (in.)	Vert. Depth (in.)	Slant Depth (in.)	Case Wt. (lbs.)	Case Pack	Cube (ft.3)	Ti x Hi
--------	----------	------------	--------------------	------------	---------------	--------------	--------------	-------------------	-------------------	-----------------	-----------	-------------	---------

## Aluminum Pans

	245	<b>12451</b>	STD	31			8.97	8.13	6.31	1.38	1.64	294.00	6500	43.00	1 x 1
	245	<b>12460</b>	HVY	31			8.97	8.13	6.31	1.38	1.64	314.85	5520	29.26	1 x 1
<b>A</b>	245	<b>12461</b>	HVY	31			8.97	8.13	6.31	1.38	1.64	314.85	5520	29.26	1 x 1
	90	<b>10900</b>	STD	22			9.00	8.06	6.38	1.13	1.25	17.35	500	2.48	4 x 6
<b>B</b>	90	<b>10904</b>	STD	22			9.00	8.06	6.38	1.13	1.25	30.95	1000	4.97	3 x 5
	247	<b>12470</b>	STD	22			9.00	8.20	6.75	0.95	1.13	16.46	500	2.82	4 x 6
	247	<b>12479</b>	STD	22		<b>9</b>	9.00	8.20	6.75	0.95	1.13	16.00	500	2.82	4 x 6
	192	<b>11920</b>	HVY	22			9.00	8.25	6.75	0.91	1.19	18.75	500	3.21	4 x 6
<b>C</b>	295	<b>12953</b>	STD	23			9.00	8.06	6.19	1.00	1.25	19.00	500	2.48	4 x 5
<b>D</b>	295	<b>12954</b>	STD	23			9.00	8.06	6.19	1.00	1.25	18.00	500	2.70	4 x 5
	295	<b>12950</b>	STD	23			9.00	8.06	6.19	1.00	1.25	17.35	500	2.70	4 x 5
	295	<b>12956</b>	STD	23			9.00	8.06	6.19	1.00	1.25	214.67	6300	29.96	1 x 1
<b>E</b>	295	<b>12952</b>	STD	23			9.00	8.06	6.19	1.00	1.25	19.00	500	2.48	4 x 5
	295	<b>12951</b>	STD	23		<b>9</b>	9.00	8.06	6.19	1.00	1.25	17.35	500	2.70	5 x 4
	3429	<b>13433</b>	STD	27			9.00	8.00	6.28	1.16	1.41	12.16	200	0.96	10 x 5
	196	<b>11960</b>	HVY	29			9.00	8.25	6.75	1.16	1.38	17.98	500	2.82	4 x 6
<b>F</b>	196	<b>11961</b>	HVY	29		<b>6</b>	9.00	8.25	6.75	1.16	1.38	17.81	500	2.82	4 x 6
	97	<b>10970</b>	STD	30			9.00	8.25	6.50	1.25	1.50	36.54	1000	5.02	4 x 3
<b>G</b>	91	<b>10913</b>	STD	29			9.02	8.25	6.78	1.08	1.31	19.25	500	3.21	4 x 6
	91	<b>10919</b>	STD	29			9.02	8.25	6.78	1.08	1.31	21.65	500	2.93	6 x 4

\*Refer to page 89 for image and information

### Pie Pan Style Legend

Aluminum Type: STD - Standard | HVY - Heavy

- Wagon Wheel
- Waffle
- Smooth Wall
- Circles
- # Perforated (# Perforations)
- Lanced
- Smooth Wall Sides



# 9" Pie Containers



Cavity	Item No.	Alum. Type*	Capacity (fl. oz.)	Pan Style*	Top Out (in.)	Top In (in.)	Bottom (in.)	Vert. Depth (in.)	Slant Depth (in.)	Case Wt. (lbs.)	Case Pack	Cube (ft.3)	Ti x Hi	
<b>Aluminum Pans</b>														
<b>A</b>	91	<b>10911</b>	STD	29	<b>9</b>	9.02	8.25	6.78	1.08	1.31	21.00	500	2.82	4 x 6
<b>B</b>	91	<b>10918</b>	HVY	29		9.02	8.25	6.78	1.08	1.31	21.65	500	2.82	4 x 6
<b>C</b>	91	<b>10912</b>	HVY	29		9.02	8.25	6.78	1.08	1.31	27.00	500	2.82	4 x 6
	93	<b>10938</b>	STD	33	<b>9</b>	9.02	8.25	6.56	1.28	1.50	37.07	1000	5.59	4 x 3
<b>D</b>	93	<b>10931</b>	HVY	33		9.02	8.25	6.56	1.28	1.50	21.00	500	2.93	4 x 5
	93	<b>10932</b>	HVY	33		9.02	8.25	6.56	1.28	1.50	223.10	5520	29.26	1 x 1
<b>E</b>	93	<b>10930</b>	HVY	33	<b>9</b>	9.02	8.25	6.56	1.28	1.50	223.10	5520	29.26	1 x 1
<b>F</b>	93	<b>10935</b>	X-HVY	33		9.02	8.25	6.56	1.28	1.50	23.00	500	2.93	4 x 6
	219	<b>12190</b>	STD	30		9.03	8.31	6.63	1.27	1.50	18.00	500	3.21	4 x 6
	219	<b>12194</b>	STD	30		9.03	8.31	6.63	1.27	1.50	20.00	500	3.21	4 x 6
	219	<b>12191</b>	HVY	30		9.03	8.31	6.63	1.27	1.50	22.00	500	3.21	4 x 6
<b>G</b>	219	<b>12192</b>	HVY	30	<b>9</b>	9.03	8.31	6.63	1.27	1.50	22.00	500	3.21	4 x 6
<b>H</b>	239	<b>12391</b>	STD	30		9.04	8.25	6.50	1.21	-	21.00	600	3.16	4 x 6
	239	<b>12392</b>	STD	30		9.04	8.25	6.50	1.21	-	399.00	4600	16.49	1 x 1
	239	<b>12393</b>	STD	30		9.04	8.25	6.50	1.21	-	67.01	1650	8.32	4 x 1

\*Refer to page 89 for image and information

### Pie Pan Style Legend

Aluminum Type: STD - Standard | HVY - Heavy | X-HVY - Extra Heavy



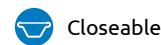
Wagon Wheel



Circles



# Perforated (# Perforations)



Closeable



# 9" Pie Containers



Item No.	Description	Base Style**	Material	Color Base/Dome	Dia. x Ht. (in.)	Case Wt. (lbs.)	Sleeve Pack	Case Pack	Cube (ft.3)	Ti x Hi
----------	-------------	--------------	----------	-----------------	------------------	-----------------	-------------	-----------	-------------	---------

## Base/Dome Combos

<b>49910011</b>	Base w/Low Pie Saver Dome	5	PET	Black/Clear	10.13 x 2.50	23.07	50	100	3.51	4 x 6
<b>A PP-10150</b>	Base w/ Low Fluted Dome	3	PET	Black/Clear	10.00 x 2.60	17.89	55	110	4.73	4 x 5
<b>J38-1</b>	Base w/ Low Fluted Dome	2	PET	Clear/Clear	10.38 x 2.80	17.42	80	160	6.67	4 x 4
<b>B J40-1</b>	Base w/ Low Fluted Dome	2	PET	Black/Clear	10.38 x 2.80	17.42	80	160	6.67	4 x 4
<b>J39-1</b>	Base w/ High Fluted Dome	2	PET	Clear/Clear	10.38 x 3.50	17.42	80	160	6.67	4 x 4
<b>C J43-1</b>	Base w/ High Fluted Dome	2	PET	Black/Clear	10.38 x 3.50	17.42	80	160	6.67	4 x 4

Item No.	Description	Base Style**	Material	Color	Dia. x Ht. (in.)	Case Wt. (lbs.)	Sleeve Pack	Case Pack	Cube (ft.3)	Ti x Hi
----------	-------------	--------------	----------	-------	------------------	-----------------	-------------	-----------	-------------	---------

## Pie Bases & Interchangeable Domes

<b>D 48900028</b>	Base	5	PET	Black	10.13 x 1.62	24.73	280	280	4.59	4 x 5
<b>37010691</b>	Low Fluted Dome w/ Deep Top Indention		PS	Clear	9.65 x 1.16	119.76	150	2850	29.96	1 x 1
<b>E 37010891</b>	Low Fluted Dome w/ Shallow Top Indention, Bulk Pack		PS	Clear	9.65 x 1.12	83.74	100	1900	29.96	1 x 1
<b>F 47925028</b>	High Scalloped Pie Saver Dome		PET	Clear	9.69 x 2.50	22.00	280	280	3.60	4 x 6
<b>47910028</b>	Low Pie Saver Dome		PET	Clear	9.69 x 2.25	29.00	70	280	3.63	4 x 6

### Base Style Legend

2 ▶ Fluted w/ 8 finger holes

3 ▶ Fluted w/ 8 support prongs

5 ▶ Continuous finger holes & support prongs

\*\*Refer to page 90 for image and information

Item No.	Description	Material	Color	Dia. x Ht. (in.)	Case Wt. (lbs.)	Sleeve Pack	Case Pack	Cube (ft.3)	Ti x Hi
----------	-------------	----------	-------	------------------	-----------------	-------------	-----------	-------------	---------

## Hinges

<b>G 46093352</b>	9.7" Hinge, High Dome	PET	Clear	9.67 x 4.05	253.30	1200	1200	29.25	1 x 1
<b>46093351</b>	9.7" Hinge, High Dome	PET	Clear	9.72 x 4.05	244.00	1520	1520	29.25	1 x 1
<b>H 46091181</b>	9.7" Hinge, Low Dome	PET	Clear	9.67 x 2.68	243.00	1820	1820	29.25	1 x 1
<b>46092252</b>	9.7 Hinge, Medium Dome	PET	Clear	9.67 x 3.27	310.00	1600	1600	29.25	1 x 1
<b>36010920</b>	10.4" Hinge for Shallow Pie	PS	Clear	10.40 x 2.80	19.29	200	200	4.09	4 x 5
<b>46010920</b>	10.4" Hinge, Low Dome	PET	Clear	10.40 x 2.80	26.66	200	200	3.96	4 x 5



# 10" Pie Containers



Cavity	Item No.	Alum. Type	Capacity (fl. oz.)	Pan Style*	Top Out (in.)	Top In (in.)	Bottom (in.)	Vert. Depth (in.)	Slant Depth (in.)	Case Wt. (lbs.)	Case Pack	Cube (ft.3)	Ti x Hi	
<b>Aluminum Pans</b>														
A	102	11022	STD	30	9	9.59	8.69	7.00	1.16	1.44	23.10	500	3.13	4 x 6
B	102	11020	STD	30		9.59	8.69	7.00	1.16	1.44	23.91	500	3.13	4 x 6
C	102	11026	STD	30		9.59	8.69	7.00	1.16	1.44	21.48	500	3.13	6 x 4
	104	11040	STD	30		9.59	8.69	7.00	1.16	1.44	20.50	500	3.13	4 x 6
	104	11046	STD	32		9.59	8.69	7.00	1.16	1.44	18.92	500	3.13	4 x 5
	104	11043	HVY	32		9.59	8.69	7.00	1.16	1.44	22.00	500	3.13	4 x 6
D	101	11014	STD	27		9.61	8.69	7.31	0.94	1.13	44.80	1000	7.67	2 x 3
	100	11000	STD	27		9.63	8.88	7.50	0.91	1.13	23.00	500	3.13	4 x 6
E	104	11052	STD	32	9	9.63	8.68	7.00	1.19	1.45	23.30	500	3.13	4 x 6
	104	11053	HVY	32		9.63	8.68	7.00	1.19	1.45	22.00	500	3.52	4 x 5
F	104	11042	HVY	32		9.63	8.69	7.00	1.19	1.45	23.30	500	3.13	4 x 5
	109	11092	STD	24		9.65	8.53	6.96	0.96	-	227.00	4750	29.56	1 x 1
G	106	11060	HVY	32		9.81	8.94	7.50	1.06	1.28	24.20	500	3.86	4 x 5
H	106	11061	HVY	32	6	9.81	8.94	7.50	1.06	1.28	24.43	500	3.86	4 x 5

\*Refer to page 89 for image and information

### Pie Pan Style Legend

\*Aluminum Type: STD - Standard | HVY - Heavy



Wagon Wheel Bottom



Waffle Bottom



Circles Bottom



Perforated (# Perforations)



Lanced Bottom



# 10" Pie Containers



A



B



C



D

Item No.	Description	Base Style**	Material	Color Base/Dome	Dia. x Ht. (in.)	Case Wt. (lbs.)	Sleeve Pack	Case Pack	Cube (ft.3)	Ti x Hi
<b>Base/Dome Combos</b>										
<b>A DP48P</b>	Base w/ High Scalloped Pie Saver Dome	4	PET	Black/Clear	11.56 x 4.10	22.68	100	100	6.67	4 x 4
<b>B DP49P</b>	Base w/ Low Fluted Pie Saver Dome	4	PET	Black/Clear	11.56 x 2.90	22.60	100	100	6.67	4 x 4
<b>J41-1</b>	Base w/ Low Fluted Dome	2	PET	Clear/Clear	10.88 x 2.80	18.28	40	160	6.67	4 x 4
<b>C J44-1</b>	Base w/ Low Fluted Dome	2	PET	Black/Clear	10.88 x 2.80	18.28	40	160	6.67	4 x 4
<b>J42-1</b>	Base w/ High Fluted Dome	2	PET	Clear/Clear	10.88 x 3.50	18.57	40	160	6.67	4 x 4
<b>J45-1</b>	Base w/ High Fluted Dome	2	PET	Black/Clear	10.88 x 3.50	18.57	40	160	6.67	4 x 4

### Base Style Legend

2 ▶ Fluted w/ 8 finger holes

4 ▶ Wide fluted w/ 8 support prongs

**\*\*Refer to page 90 for image and information**

# 11" & 12" Pie Containers

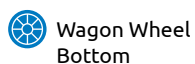


Cavity	Item No.	Alum. Type	Capacity (fl. oz.)	Pan Style*	Top Out (in.)	Top In (in.)	Bottom (in.)	Vert. Depth (in.)	Slant Depth (in.)	Case Wt. (lbs.)	Case Pack	Cube (ft.3)	Ti x Hi	
<b>11" Aluminum Pans</b>														
A	111	11104	STD	36		10.56	9.56	7.59	1.31	1.63	15.80	250	1.97	8 x 5
	111	11108	STD	36		10.56	9.56	7.59	1.31	1.63	15.80	250	1.97	8 x 5
<b>12" Aluminum Pans</b>														
B	120	11200	STD	45		11.63	11.00	9.44	1.06	1.44	17.90	250	2.34	6 x 5
C	120	11201	STD	45		11.63	11.00	9.44	1.06	1.44	18.30	250	2.34	6 x 6
	124	11241	STD	55		11.69	11.00	9.00	1.25	1.59	19.00	250	2.45	6 x 6
	124	21240	STD	55		11.69	11.00	9.00	1.25	1.59	18.40	250	2.45	6 x 5
	124	21241	STD	55		11.69	11.00	9.00	1.25	1.59	18.60	250	2.46	6 x 6
	124	11253	STD	55	<b>27</b>	11.69	11.00	9.00	1.25	1.59	19.00	250	2.34	6 x 5
D	124	11240	STD	55		11.69	11.00	9.00	1.25	1.59	18.40	250	2.45	6 x 6
	124	11247	STD	55		11.69	11.00	9.00	1.25	1.59	19.00	250	2.34	6 x 5
	124	11249	STD	55		11.69	11.00	9.00	1.25	1.59	18.40	250	2.34	6 x 3
E	124	11246	STD	55		11.69	11.00	9.00	1.25	1.59	37.45	500	4.63	6 x 3
F	124	11248	STD	55		11.69	11.00	9.00	1.25	1.59	19.00	250	2.34	5 x 6
G	124	11253	STD	55	<b>27</b>	11.69	11.00	9.00	1.25	1.59	19.00	250	2.34	6 x 5

\*Refer to page 89 for image and information

## Pie Pan Style Legend

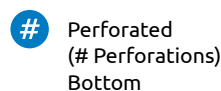
Aluminum Type: STD - Standard



Wagon Wheel Bottom



Circles Bottom



# Perforated (# Perforations) Bottom



Reverse Lanced Bottom



Lanced Bottom

## Portion Pie Containers



A



B



C



D



E

Item No.	Description	Material	Color Base/Dome	Lngh. x Wdth. x Ht. (in.)	Case Wt. (lbs.)	Sleeve Pack	Case Pack	Cube (ft.3)	Ti x Hi
----------	-------------	----------	-----------------	---------------------------	-----------------	-------------	-----------	-------------	---------

### Triangular Base/Dome Combos for 8" Pie Portions

<b>A</b>	<b>DP25P</b>	Base w/ Dome	PET	Clear/Clear	6.00 x 7.75 x 2.40	9.99	150	150	2.54	7 x 4
<b>B</b>	<b>DP26P</b>	Base w/ Dome	PET	Black/Clear	6.00 x 7.75 x 2.30	9.99	150	100	2.54	7 x 4

Item No.	Description	Material	Color	Lngh. x Wdth. x Ht. (in.)	Case Wt. (lbs.)	Sleeve Pack	Case Pack	Cube (ft.3)	Ti x Hi
----------	-------------	----------	-------	---------------------------	-----------------	-------------	-----------	-------------	---------

### 8" Portion Hinge Containers

<b>C</b>	<b>46021150</b>	Hinge for Half 8" Pie	PET	Clear	8.82 x 5.45 x 1.89	32.97	500	500	0.81	5 x 4
<b>D</b>	<b>1088</b>	Triangular Hinge for 8" Pie Slice	PET	Clear	6.3 x 5.44 x 2.50	20.00	600	600	5.02	6 x 3
<b>E</b>	<b>1262</b>	Triangular Hinge w/ Tab for 8" Pie Slice	PET	Clear	6.1 x 5.44 x 1.76	19.36	600	600	5.01	6 x 3

Item No.	Description	Material	Color	Lngh. x Wdth. x Ht. (in.)	Case Wt. (lbs.)	Sleeve Pack	Case Pack	Cube (ft.3)	Ti x Hi
----------	-------------	----------	-------	---------------------------	-----------------	-------------	-----------	-------------	---------

### 9" Portion Hinged Container

<b>46020925</b>	Hinge for Half 9" Pie	PET	Clear	9.96 x 6.16 x 2.32	20.68	250	250	2.43	6 x 6
-----------------	-----------------------	-----	-------	--------------------	-------	-----	-----	------	-------

Item No.	Description	Material	Color	Lngh. x Wdth. x Ht. (in.)	Case Wt. (lbs.)	Sleeve Pack	Case Pack	Cube (ft.3)	Ti x Hi
----------	-------------	----------	-------	---------------------------	-----------------	-------------	-----------	-------------	---------

### 10" Portion Hinge Containers

<b>46021020</b>	Hinge for Half 10" Pie	PET	Clear	10.70 x 6.58 x 2.25	17.97	200	200	2.31	6 x 6
-----------------	------------------------	-----	-------	---------------------	-------	-----	-----	------	-------

## Muffin & Cupcake Containers - PET/PS



- ▶ Easy to open and close tabs enhance productivity and customer convenience
- ▶ Multiple compartment options available for both full sized and mini muffins or cupcakes
- ▶ Fluted or scalloped sidewalls provide a premium presentation that enhances food appearance
- ▶ Cupcake/muffin trays are perfect for product serving or display



Item No.	Description	Material	Color	Lngh. x Wdth. x Ht. (in.)	Case Wt. (lbs.)	Sleeve Pack	Case Pack	Cube (ft.3)	Ti x Hi
<b>Muffin Only Hinges &amp; Tray</b>									
<b>A 4503</b>	Scalloped Hinge, 6-Comp.	PET	Clear	12.50 x 8.79 x 3.20	17.38	70	70	3.43	6 x 4
<b>B PT230-88284C</b>	Seeview™ Large, 4-Comp.	PET	Clear	8.10 x 7.60 x 2.81	19.24	110	220	3.14	6 x 5
<b>C 46007430</b>	Fluted Hinge, 4-Comp.	PET	Clear	8.75 x 8.31 x 3.13	29.12	300	300	3.89	6 x 4
<b>D 4726</b>	Large Tray, 12-Comp.	PS	Clear	13.69 x 10.32 x 1.43	26.50	800	800	1.94	8 x 5
<b>36004430</b>	Fluted Hinge, 4-Comp.	PS	Clear	6.75 x 6.75 x 3.25	18.00	300	300	2.43	6 x 4
<b>Cupcake Only Hinges</b>									
<b>36005630</b>	High Dome Fluted Hinge, 6-Comp.	PS	Clear	9.44 x 6.88 x 3.81	23.48	300	300	3.77	4 x 5
<b>36021210</b>	Fluted Deep Compartment Hinge, 12 Comp.	PS	Clear	12.75 x 10.13 x 3.50	15.74	100	100	2.47	6 x 6
<b>E 46021210</b>	Fluted Deep Compartment Hinge, 12-Comp.	PET	Clear	12.72 x 10.14 x 4.00	19.45	100	100	2.47	6 x 7

## Muffin & Cupcake Containers - PET/PS



A



B



C

Item No.	Description	Material	Color	Lngh. x Wdth. x Ht. (in.)	Case Wt. (lbs.)	Sleeve Pack	Case Pack	Cube (ft.3)	Ti x Hi
<b>Muffin/Cupcake Hinges</b>									
<b>A 46004630</b>	Fluted Deep Compartment Hinge, 6-Comp.	PET	Clear	9.44 x 6.88 x 4.63	27.50	300	300	3.23	6 x 5
<b>36001210</b>	Fluted Hinge, 12-Comp.	PS	Clear	12.75 x 10.13 x 2.75	15.68	100	100	2.47	6 x 7
<b>36004630</b>	Fluted Hinge, 6-Comp.	PS	Clear	9.44 x 6.88 x 3.00	20.46	300	300	3.23	6 x 5
<b>46001210</b>	Fluted Hinge, 12-Comp.	PET	Clear	13.75 x 10.13 x 2.75	19.70	100	100	2.47	6 x 7
<b>Mini-Muffin/Cupcake Hinges &amp; Trays</b>									
<b>B 4330</b>	Fluted Mini-Cupcake Hinge, 12-Comp.	PET	Clear	10.75 x 8.00 x 2.50	13.99	110	110	2.43	4 x 4
<b>C PT230-972412C</b>	Seeview™ Mini-Muffin Hinge, 12-Comp.	PET	Clear	8.82 x 7.20 x 2.40	19.20	114	228	3.26	6 x 5

## Muffin & Cupcake Containers - Aluminum



A



B




C



D

Item No.	Description	Material	Color	Lngh. x Wdth. x Ht. (in.)	Case Wt. (lbs.)	Sleeve Pack	Case Pack	Cube (ft.3)	Ti x Hi
<b>Standard Muffin Containers</b>									
<b>A 19430</b>	8.5" Square 4-Cup Texas Muffin Pan	Aluminum	Silver	8.75 x 8.38 x 1.88	17.30	250	250	3.52	4 x 5
<b>B H29</b>	High Fluted Dome For 8.5" Square 4-Cup Pan	PS	Clear	8.72 x 8.66 x 1.25	13.00	250	250	3.60	4 x 5
<b>C 19760</b>	8.5" x 5.4" 6-Cup Muffin Pan	Aluminum	Silver	8.50 x 5.38 x 1.50	21.01	500	500	3.24	6 x 5
<b>D 19864</b>	10" x 6.5" 6-Cup Muffin Pan	Aluminum	Silver	9.88 x 6.56 x 1.50	25.63	500	500	4.81	4 x 4
<b>19185</b>	11" x 7.4" 6-Cup Muffin Pan	Aluminum	Silver	11.00 x 7.44 x 1.50	31.50	500	500	5.24	5 x 3

# Aluminum Trays



A



B



C




D

Item No.	Description	Material	Color	Lngh. x Wdth. x Ht. (in.)	Case Wt. (lbs.)	Sleeve Pack	Case Pack	Cube (ft.3)	Ti x Hi
<b>Danish Trays</b>									
<b>18180</b>	8.9" x 6.9" Danish Tray, 25 oz.	Aluminum	Silver	8.88 x 6.88 x 0.86	33.00	1000	1000	4.93	3 x 5
<b>A 18538</b>	8.9" x 6.9" Danish Tray, 35 oz.	Aluminum	Silver	8.88 x 6.88 x 1.25	23.36	500	500	2.47	4 x 6
<b>18270</b>	8.9 x 6.25" Danish Tray, 30 oz.	Aluminum	Silver	8.88 x 6.25 x 1.13	12.39	500	500	2.82	8 x 4
<b>18201</b>	9.5" x 6.9" Danish Tray, 24 oz.	Aluminum	Silver	9.50 x 6.88 x 0.75	15.20	500	500	2.87	6 x 5
<b>18314</b>	9.5" x 6.9" Danish Tray, 24 oz.	Aluminum	Silver	9.50 x 6.88 x 1.00	20.50	650	650	3.65	4 x 5
<b>19662</b>	10" x 6.8" 6-Comp. Danish Tray	Aluminum	Silver	10.00 x 6.81 x 0.88	16.60	500	500	3.29	5 x 5
<b>B 19663</b>	10" x 6.8" 6-Comp. Danish Tray, Bulk Pack	Aluminum	Silver	10.00 x 6.81 x 0.88	261.00	7000	7000	43.00	1 x 1
<b>C 18120</b>	10.25" x 5.25" Danish Tray, 20 oz.	Aluminum	Silver	10.25 x 5.25 x 0.84	26.60	1000	1000	4.84	5 x 4
<b>18122</b>	10.25" x 5.25" Danish Tray, 20 oz.	Aluminum	Silver	10.25 x 5.25 x 0.84	15.85	500	500	2.94	6 x 5
<b>18320</b>	11.4" x 7.1" Danish Tray, 30 oz.	Aluminum	Silver	11.38 x 7.13 x 0.69	14.80	500	500	3.12	5 x 5
<b>18170</b>	11.4" x 5.2" Heavy Danish Tray, 20 oz.	Aluminum	Silver	11.44 x 5.19 x 0.88	23.00	1000	1000	5.23	5 x 4
<b>18172</b>	11.4" x 5.2" Heavy Danish Tray, 20 oz., Bulk Pack	Aluminum	Silver	11.44 x 5.19 x 0.88	226.10	8500	8500	53.45	1 x 1
<b>18178</b>	11.4" x 5.2" Danish Tray, 20 oz.	Aluminum	Silver	11.44 x 5.19 x 0.88	21.40	1000	1000	5.23	5 x 4
<b>D 18010</b>	11.5" x 5.6" Danish Tray, 32 oz.	Aluminum	Silver	11.50 x 5.63 x 1.00	16.95	500	500	2.90	6 x 4
<b>18311</b>	11.4" x 5.2" Danish Tray, 20 oz.	Aluminum	Silver	11.88 x 5.38 x 1.00	31.27	1000	1000	4.51	5 x 4
<b>18312</b>	11.4" x 5.2" Danish Tray, 20 oz., Bulk Pack	Aluminum	Silver	11.88 x 5.38 x 1.00	240.00	7500	7500	37.36	1 x 1
<b>E18</b>	11.5" x 5.6" Danish Tray, 36 oz.	Aluminum	Silver/Clear	11.50 x 5.63 x 1.00	16.95	500	500	2.90	6 x 4
<b>15920</b>	12.2" x 4.6" Danish Tray, 39 oz.	Aluminum	Silver	12.19 x 4.63 x 1.63	24.10	500	500	3.34	6 x 5


## Danish Hinges



A



B



C



D

Item No.	Description	Material	Color	Lngh. x Wdth. x Ht. (in.)	Case Wt. (lbs.)	Sleeve Pack	Case Pack	Cube (ft.3)	Ti x Hi
<b>Danish Hinges</b>									
<b>A 36003030</b>	Shallow Mini Fluted Danish Hinge	PS	Clear	9.38 x 6.94 x 2.06	24.70	300	300	3.84	4 x 5
<b>B 36003930</b>	Fluted Mini Danish Hinge	PS	Clear	9.38 x 6.94 x 2.75	24.00	300	300	3.84	4 x 5
<b>C 4397</b>	Scalloped Danish Hinge, 4-Comp.	PET	Clear	13.50 x 7.12 x 2.95	23.68	140	140	5.41	5 x 3
<b>46007530</b>	Fluted Danish Hinge	PET	Clear	12.44 x 6.38 x 2.19	38.45	300	300	4.78	6 x 3
<b>46006425</b>	Shallow Fluted Danish Hinge	PET	Clear	12.38 x 5.50 x 2.00	25.25	250	250	2.26	6 x 7
<b>46009020</b>	Fluted Large Danish Hinge	PET	Clear	13.11 x 6.60 x 2.40	25.89	200	200	3.12	4 x 6
<b>46009021</b>	Fluted Large Danish Hinge, Bulk Pack	PET	Clear	13.11 x 6.61 x 2.40	218.31	1728	1728	26.96	4 x 6
<b>D 36009020</b>	Fluted Large Danish Hinge	PS	Clear	13.11 x 6.60 x 2.40	24.00	200	200	3.07	4 x 6



## Trays with Matching Hinges



Item No.	Description	Material	Color	Lngh. x Wdth. x Ht. (in.)	Case Wt. (lbs.)	Sleeve Pack	Case Pack	Cube (ft.3)	Ti x Hi
<b>11.6" x 4.1" Trays and Matching Hinges</b>									
<b>A 18080</b>	Danish Tray, 20 oz.	Aluminum	Silver	11.63 x 4.13 x 1.00	24.40	1000	1000	4.64	5 x 5
<b>B 46006425</b>	Shallow Fluted Danish Hinge	PET	Clear	12.38 x 5.50 x 2.00	25.25	250	250	2.26	6 x 7
<b>C 56006425</b>	Shallow Fluted Danish Hinge w/Black Bottom	PET	Black/Clear	12.38 x 5.50 x 2.00	24.19	250	250	2.64	5 x 6
<b>11.6" x 5.4" Tray and Matching Hinge</b>									
<b>D 18290</b>	Heavy Danish Tray, 14 oz.	Aluminum	Silver	11.63 x 5.38 x 0.63	30.00	1000	1000	5.23	5 x 4
<b>E 18390</b>	Danish Tray, 26 oz.	Aluminum	Silver	11.63 x 5.38 x 0.88	31.38	1000	1000	5.23	5 x 4
<b>46007530</b>	Fluted Danish Hinge	PET	Clear	12.44 x 6.38 x 2.19	38.45	300	300	4.78	6 x 3
<b>12.4" x 5.4" Tray and Matching Hinges</b>									
<b>F 18300</b>	Danish Tray, 30 oz.	Aluminum	Silver	12.38 x 5.38 x 1.00	17.00	500	500	2.91	6 x 5
<b>G 36009020</b>	Fluted Large Danish Hinge	PS	Clear	13.11 x 6.60 x 2.40	24.00	200	200	3.07	4 x 6
<b>46009020</b>	Fluted Large Danish Hinge	PET	Clear	13.11 x 6.60 x 2.40	25.89	200	200	3.12	4 x 6

## Aluminum Rings



A



B

Item No.	Description	Material	Color	Dia. x Ht. (in.)	Case Wt. (lbs.)	Sleeve Pack	Case Pack	Cube (ft.3)	Ti x Hi
<b>Aluminum Rings</b>									
19011	8.4" Danish Ring	Aluminum	Silver	8.44 x 0.33	20.00	1000	1000	4.47	4 x 5
A 19070	9" Danish Ring	Aluminum	Silver	8.97 x 0.81	16.41	500	500	3.21	4 x 6
19381	8.2" Shallow Danish Ring	Aluminum	Silver	8.22 x 0.97	15.00	500	500	2.87	6 x 5
B 19386	8.2" Shallow Danish Ring Bulk Pack	Aluminum	Silver	8.22 x 0.97	226.00	7000	7000	43.00	1 x 1

## Aluminum Pans & Domes



Item No.	Description	Material	Color	Lngh. x Wdth. x Ht. (in.)	Case Wt. (lbs.)	Sleeve Pack	Case Pack	Cube (ft.3)	Ti x Hi
<b>6" x 3.75" Aluminum Pans &amp; Lid</b>									
<b>A 15431</b>	Mainstream™ Loaf Pan, 1 lb.	Aluminum	Silver	6.13 x 3.75 x 2.03	10.40	500	500	1.46	7 x 9
<b>15430</b>	Loaf Pan, 1 lb.	Aluminum	Silver	6.13 x 3.75 x 2.03	11.92	500	500	1.46	9 x 7
<b>B 4299</b>	High Fluted Dome Lid	PS	Clear	6.50 x 4.13 x 1.25	7.83	500	500	2.12	4 x 6
<b>8" x 4.3" Aluminum Pans &amp; Lid</b>									
<b>15648</b>	Mainstream™ Loaf Pan, 1.5 lb.	Aluminum	Silver	8.06 x 4.31 x 2.38	13.92	500	500	2.77	5 x 6
<b>15640</b>	Heavy Loaf Pan, 1.5 lb.	Aluminum	Silver	8.06 x 4.31 x 2.34	17.80	500	500	2.86	6 x 5
<b>15642</b>	Heavy Loaf Pan w/ Dome, 1.5 lb.	Aluminum	Silver/ Clear	8.06 x 4.31 x 2.34	13.43	250	250	3.35	6 x 5
<b>37056450</b>	High Fluted Dome Lid	PS	Clear	8.38 x 4.63 x 1.31	7.93	500	500	3.10	6 x 3
<b>8.4" x 4.3" Aluminum Pans &amp; Lids</b>									
<b>15774</b>	Mainstream™ Closeable Loaf Pan, 2 lb.	Aluminum	Silver	8.44 x 4.31 x 2.16	17.82	500	500	4.78	3 x 5
<b>D 15773</b>	Closeable Loaf Pan, 2 lb.	Aluminum	Silver	8.44 x 4.31 x 2.16	23.00	500	500	4.93	3 x 4
<b>E 15770</b>	Heavy Closeable Loaf Pan, 2 lb.	Aluminum	Silver	8.44 x 4.31 x 2.25	22.90	500	500	4.78	3 x 5
<b>15837</b>	Mainstream™ Closeable Loaf Pan, 2 lb.	Aluminum	Silver	8.44 x 4.31 x 2.48	21.80	500	500	5.34	4 x 5
<b>15834</b>	Closeable Loaf Pan, 2 lb.	Aluminum	Silver	8.44 x 4.31 x 2.48	27.58	500	500	5.34	4 x 5
<b>F H13</b>	Medium High Dome Lid	PS	Clear	8.38 x 4.25 x 0.67	7.01	500	500	0.51	20 x 5
<b>G K14</b>	Board Lid	FB	Silver/ White	8.38 x 4.25	9.00	500	500	0.32	25 x 3



A



B



C

Item No.	Description	Material	Color	Lngh. x Wdth. x Ht. (in.)	Case Wt. (lbs.)	Sleeve Pack	Case Pack	Cube (ft.3)	Ti x Hi
<b>Loaf Hinged Containers</b>									
<b>N48</b>	SeeShell® Loaf Hinge	PS	Clear	9.00 x 5.00 x 3.38	16.63	250	250	4.06	4 x 5
<b>A N49P</b>	SeeShell® Loaf Hinge	PET	Clear	8.92 x 4.92 x 3.46	28.35	340	340	6.67	4 x 4
<b>A N49BP</b>	SeeShell® Loaf Hinge, Bulk Pack	PET	Clear	8.93 x 4.92 x 3.46	152.52	70	1960	31.30	1 x 1
<b>B N49WN</b>	SeeShell® Loaf Hinge	PLA	Clear	8.92 x 4.92 x 3.46	26.17	340	340	6.67	4 x 4
<b>4624</b>	Smoothwall Loaf Hinge	PET	Clear	8.00 x 4.75 x 3.50	29.53	380	380	4.51	4 x 5
<b>C 36003525</b>	Fluted Loaf Hinge, Medium	PS	Clear	8.88 x 5.38 x 3.50	14.02	250	250	2.43	4 x 8

## Cookie/Cracker Hinges &amp; Trays - PET



A



B

Item No.	Description	Material	Color	Length. x Width. x Ht. (in.)	Case Wt. (lbs.)	Sleeve Pack	Case Pack	Cube (ft.3)	Ti x Hi
<b>Cookie/Cracker Trays &amp; Hinges</b>									
<b>A 46087230</b>	Scalloped Cookie Hinge	PET	Clear	8.00 x 7.63 x 2.25	27.15	300	300	3.01	6 x 6
<b>PT230-88282CS</b>	SeeView® 8" Square PET Cookie Hinge w/Slanted Shelf	PET	Clear	8.01 x 7.60 x 2.75	33.93	300	300	3.05	6 x 6
<b>4167</b>	White Lamb Cookie/Cake Tray, 4-Comp.	PS	Clear	23.81 x 15.88 x 3.13	23.15	55	55	6.47	4 x 3
<b>B 4237</b>	Cookie Hinge, 3-Comp.	PET	Clear	9.25 x 6.47 x 2.13	27.59	320	320	6.46	4 x 3
<b>4293</b>	Smoothwall Cookie Hinge	PET	Clear	5.00 x 4.00 x 2.40	15.22	504	504	3.03	6 x 4
<b>4874</b>	Cracker Tray	PET	Clear	8.61 x 4.39 x 1.97	30.20	1080	1080	6.29	4 x 2

## Other Bakery Hinges



Item No.	Description	Material	Color	Lngh. x Wdth. x Ht. (in.)	Case Wt. (lbs.)	Sleeve Pack	Case Pack	Cube (ft.3)	Ti x Hi
<b>Calzone Hinges</b>									
<b>A 4529P-1</b>	Scalloped Calzone Hinge	PET	Clear	8.56 x 5.14 x 1.70	197.20	–	2460	34.24	1 x 2
<b>B 46021154</b>	Fluted Calzone Hinge, Bulk Pack	PET	Clear	9.00 x 5.50 x 1.69	333.44	4500	4500	32.46	1 x 1
<b>46021125</b>	Fluted Calzone Hinge	PET	Clear	9.00 x 5.50 x 1.69	16.50	250	250	1.47	7 x 7
<b>Deli Wrap Hinge</b>									
<b>C 4880</b>	Smoothwall Deli Wrap Hinge	PET	Clear	7.17 x 5.85 x 2.43	5.34	75	75	0.89	6 x 6
<b>Hoagie Hinge</b>									
<b>36078130</b>	Smoothwall Hoagie Hinge	PS	Clear	8.69 x 4.75 x 3.50	13.83	300	300	2.03	8 x 5
<b>Pastry/Confection Hinges and Trays</b>									
<b>36020630</b>	Fluted Doughnut Hinge, 6-Comp.	PS	Clear	5.00 x 7.56 x 3.63	12.34	300	300	2.44	6 x 5
<b>46020630</b>	Fluted Doughnut Hinge, 6-Comp.	PET	Clear	5.00 x 7.56 x 3.50	18.62	300	300	2.44	6 x 5
<b>D 46011220</b>	Smoothwall Doughnut Hinge, 12-Comp.	PET	Clear	9.38 x 7.69 x 3.56	21.10	200	200	3.10	6 x 5
<b>E 4727</b>	Cream Puff Tray, 12-Comp.	HDPE	Clear	13.00 x 10.00 x 2.38	25.44	300	300	6.82	4 x 3
<b>PT230-98183C</b>	SeeView™ Pastry Hinge, 3- Comp.	PET	Clear	8.75 x 7.73 x 1.77	25.09	–	250	3.95	6 x 4
<b>56007320</b>	Fluted Pastry Hinge w/Black Bottom	PET	Black/ Clear	12.38 x 5.69 x 2.38	21.00	200	200	2.65	5 x 6
<b>36000200</b>	Candy Apple Hinge	PET	Clear	5.88 x 3.63 x 3.00	12.50	1000	1000	1.74	8 x 5

## 2-Piece Produce Containers, Lids & Combos



A



B



C



D



E

Item No.	Description	Material	Color	Lngh. x Wdth. x Ht. (in.)	Case Wt. (lbs.)	Sleeve Pack	Case Pack	Cube (ft.3)	Ti x Hi	
<b>Produce Containers, Lids &amp; Combos</b>										
<b>A</b>	<b>BP761-091</b>	9" x 6" Platter w/ Scalped Bottom	HIPS	Hi-Gloss Black	9.02 x 6.22 x 0.87	21.10	125	500	1.48	12 x 7
	<b>CL261-090</b>	Lid for Scalped Tray	PET	Clear	9.37 x 6.57 x 1.70	8.70	50	150	3.42	3 x 9
	<b>I27</b>	9 oz. Container	PS	Clear	6.88 x 5.88 x 1.13	10.59	500	500	2.50	6 x 5
	<b>H87A</b>	Dome Lid for 9 oz. Container	PS	Clear	6.50 x 5.50 x 1.25	8.95	500	500	0.72	11 x 10
	<b>4898</b>	19 oz. Container	PET	Clear	5.54 x 4.46 x 2.61	15.00	48	480	2.27	5 x 8
	<b>4899</b>	Lid for 19 oz. Container	PET	Clear	5.70 x 4.80 x 0.64	10.63	60	480	2.01	8 x 5
	<b>1131</b>	48 oz. Container	PET	Clear	8.75 x 6.75 x 2.30	20.18	200	200	4.18	4 x 6
<b>B</b>	<b>1129</b>	64 oz. Container	PET	Clear	8.75 x 6.75 x 3.00	22.17	200	200	4.18	4 x 6
	<b>1130</b>	Inverted Lid for 48 and 64 oz. Containers	PET	Clear	8.75 x 6.75 x 3.00	18.56	400	400	4.18	4 x 6
<b>C</b>	<b>1263</b>	4-Comp. Container w/ Flat Lid	PET	Clear	13.00 x 10.00 x 3.00	32.06	100	100	5.01	6 x 3
<b>D</b>	<b>4142</b>	68 oz. Container w/ Flat Lid	PET	Clear	9.88 x 6.75 x 3.00	19.38	220	220	5.54	4 x 5
<b>E</b>	<b>FS48OZPET</b>	48 oz. Container w/ Rounded Sides	PET	Clear	9.20 x 7.56 x 1.90	20.33	200	200	2.49	5 x 6
	<b>FS64OZPET</b>	64 oz. Container w/ Rounded Sides	PET	Clear	9.20 x 7.56 x 2.85	16.75	200	200	2.49	5 x 6
	<b>FSLIDPET</b>	Flat Lid for 48 and 64 oz. Containers	PET	Clear	9.20 x 7.56 x 0.43	20.50	100	200	3.21	4 x 6

## Egg Trays, Lids & Combos



A



B



C



D

Item No.	Description	Material	Color	Dia. x Ht. (in.)	Case Wt. (lbs.)	Sleeve Pack	Case Pack	Cube (ft.3)	Ti x Hi
<b>Round Tray, Lid &amp; Combo</b>									
4134	24-Comp. Egg Tray	PET	Black	12.50 x 1.20	11.69	80	80	2.64	4 x 5
4135	Lid for 24-Comp. Egg Tray	PET	Clear	12.72 x 1.35	18.85	160	160	5.42	3 x 5
1296	24-Comp. Egg Tray w/ Ring Lid	PET	Clear	15.25 x 1.35	11.84	30	30	2.80	6 x 5


Item No.	Description	Material	Color	Lngh. x Wdth. x Ht. (in.)	Case Wt. (lbs.)	Sleeve Pack	Case Pack	Cube (ft.3)	Ti x Hi
<b>Rectangular Tray/Lid Combos</b>									
A 115PC	6-Comp. Egg Tray w/ Scalloped Dome	PET	Clear/ Clear	6.88 x 5.88 x 2.38	19.91	416	416	2.71	6 x 6
B 115P	6-Comp. Egg Tray w/ Scalloped Dome	PET	Black/ Clear	6.88 x 5.88 x 2.38	19.91	416	416	2.71	6 x 6
C 151P	12-Comp. Egg Tray w/ Scalloped Dome	PET	Black/ Clear	10.19 x 7.38 x 2.38	29.82	82	328	4.44	6 x 4
D 151PC	12-Comp. Egg Tray w/ Scalloped Dome	PET	Clear/ Clear	8.20 x 4.00 x 1.25	29.82	82	328	4.44	6 x 4



## Bubble Clamshells




A



B



C



D

Item No.	Description	Material	Color	Lngh. x Wdth. x Ht. (in.)	Case Wt. (lbs.)	Sleeve Pack	Case Pack	Cube (ft.3)	Ti x Hi
----------	-------------	----------	-------	---------------------------	-----------------	-------------	-----------	-------------	---------

## Bubble Clamshells – Vented

<b>A</b>	<b>1417</b>	2 ct. Tomato (66 Size), Rim-Vented w/ Slot Vents	PET	Clear	7.00 x 3.75 x 2.88	24.64	510	510	4.26	4 x 6
<b>B</b>	<b>1213</b>	3 ct. Tomato (66 size), Rim-Vented	PET	Clear	9.50 x 3.70 x 2.85	30.00	600	600	4.18	4 x 6
	<b>1034</b>	4 ct. Tomato (67 Size) w/ 4 Round Top Vents	PET	Clear	6.00 x 5.88 x 2.65	30.10	500	500	5.58	4 x 5
<b>C</b>	<b>1035</b>	4 ct. Tomato (66 Size) w/ Round Top and 4 Round Bottom Vents	PET	Clear	6.38 x 6.38 x 2.85	32.21	500	500	4.18	4 x 6
	<b>1111</b>	4 ct. Tomato (66 Size) w/ Round Top and 4 Round Bottom Vents	PET	Clear	6.38 x 6.38 x 2.85	33.00	500	500	5.02	6 x 3
	<b>1090</b>	8 ct. Tomato (66 Size), Rim-Vented	PET	Clear	12.25 x 6.45 x 2.87	36.00	250	250	5.51	6 x 3
<b>D</b>	<b>1249</b>	6 ct. Produce w/ 8 Top Vent Holes	PET	Clear	11.00 x 7.15 x 3.00	28.28	200	200	4.26	4 x 6

## Bubble Clamshells – Non-vented

	<b>1234</b>	4 ct. Tomato (66 Size)	PET	Clear	6.38 x 6.38 x 2.85	33.00	500	500	5.02	4 x 6
	<b>1283</b>	4 ct. Tomato (66 Size)	PET	Clear	6.38 x 6.38 x 2.85	33.00	500	500	5.01	6 x 3
	<b>1631</b>	8 ct. Apple	PET	Clear	14.50 x 7.50 x 3.50	46.50	170	170	5.12	6 x 3

# Herb Hinges

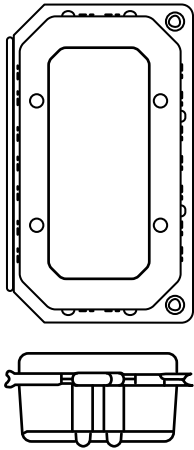


Item No.	Description	Material	Color	Lngth. x Wdth. x Ht. (in.)	Cap. (oz.)	Case Wt. (lbs.)	Sleeve Pack	Case Pack	Cube (ft.3)	Ti x Hi
<b>Herb Packs – Straight Top w/Hang Tab</b>										
<b>A</b>	<b>HC04P</b>	PET	Clear	6.00 x 3.25 x 0.75	0.75	15.41	400	400	3.01	5 x 5
<b>B</b>	<b>1642</b>	PET	Clear	7.44 x 4.00 x 1.13	1.00	18.67	450	450	4.54	6 x 4
	<b>1221</b>	PET	Clear	7.49 x 4.00 x 1.65	2.00	39.12	900	900	7.10	4 x 3
<b>Herb Packs – Rounded Top w/Hang Tab</b>										
<b>C</b>	<b>1007</b>	PET	Clear	5.75 x 4.00 x 1.10	0.75	19.00	600	600	4.54	6 x 4
<b>D</b>	<b>1001</b>	PET	Clear	8.20 x 4.00 x 0.95	1.00	20.40	450	450	4.54	6 x 4
<b>E</b>	<b>1002</b>	PET	Clear	8.20 x 4.00 x 1.25	2.00	19.60	450	450	4.54	6 x 4
	<b>1003</b>	PET	Clear	8.20 x 4.00 x 1.50	2.00 - 3.00	21.00	450	450	4.54	6 x 4
	<b>1114</b>	PET	Clear	9.20 x 4.00 x 1.55	3.00	28.00	500	500	5.58	4 x 5
<b>Herb Pack – Inverted Top w/Built-in Hang Tab</b>										
<b>1019</b>	Inverted Top w/ Built-in Hang Tab	PET	Clear	7.80 x 4.22 x 1.32	2.00	32.00	600	600	5.58	4 x 5

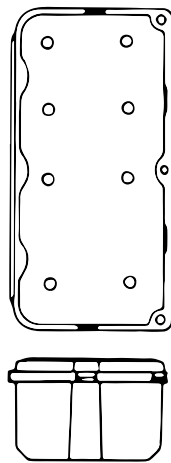
# Produce Hinge Vent Styles

## Hinged Containers w/ Round Hole Vents

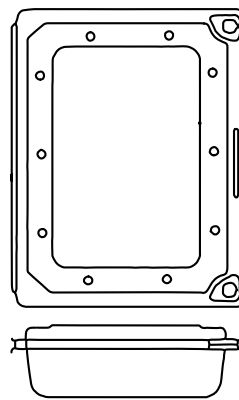
4 Round Hole



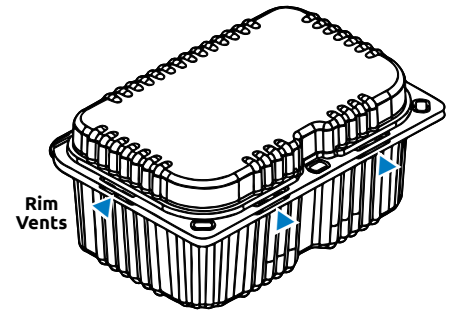
8 Round Hole



10 Round Hole

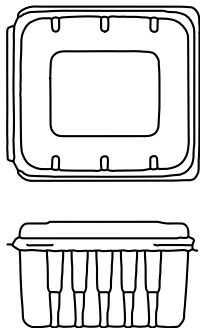


## Rim Vent Hinged Containers

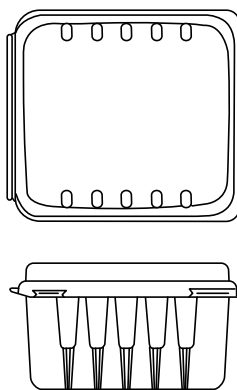


## Hinged Containers w/ Slot Vents

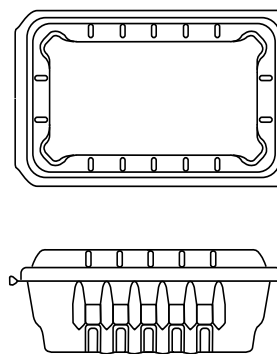
6 Slots



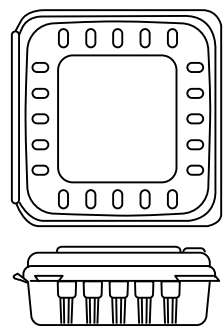
10 Slots



12 Slots Base & Lid



20 Slots



## Pint and Smaller Hinges



Item No.	Description	Material	Color	Lngh. x Wdth. x Ht. (in.)	Case Wt. (lbs.)	Sleeve Pack	Case Pack	Cube (ft.3)	Ti x Hi
----------	-------------	----------	-------	---------------------------	-----------------	-------------	-----------	-------------	---------

## 1 Pint Capacity or Smaller Containers, Non-Vented

1020	1/4 Pint Hinge	PET	Clear	4.90 x 4.90 x 1.19	22.00	600	600	4.18	4 x 6
1022	1/2 Pint Hinge	PET	Clear	4.90 x 4.90 x 1.80	22.00	600	600	4.18	4 x 6
1316	1/2 Pint Hinge	PET	Clear	5.46 x 3.69 x 1.40	23.00	600	600	4.18	4 x 6
1255	1/2 Pint Hinge	PET	Clear	5.46 x 3.69 x 1.91	23.00	640	640	4.20	4 x 6
<b>A</b> 1610	10 oz. Hinge	PET	Clear	5.50 x 4.60 x 2.10	28.50	400	400	4.18	4 x 6
1028	1 Pint Hinge	PET	Clear	4.90 x 4.90 x 2.47	27.78	600	600	4.18	4 x 6
1029	1 Pint Hinge	PET	Clear	4.92 x 4.30 x 2.66	15.76	400	400	2.77	8 x 5
1226	1 Pint Hinge	PET	Clear	5.46 x 3.69 x 3.16	28.40	640	640	4.20	4 x 6

## 1 Pint Capacity or Smaller Containers, Vented

<b>B</b> 1272	6 oz. Hinge, 12 Slot Vents	PET	Clear	5.50 x 4.50 x 1.00	23.25	600	600	4.20	4 x 6
1273	5 oz. Hinge, 12 Slot Vents	PET	Clear	5.50 x 4.60 x 0.78	22.25	600	600	4.20	4 x 6
1271	1/2 Pint Hinge, 12 Slot Vents	PET	Clear	5.50 x 4.60 x 1.15	23.00	600	600	4.20	4 x 6
1161	1/2 Pint Hinge, 16 Slot Vents	PET	Clear	5.46 x 3.69 x 1.91	23.00	640	640	4.20	4 x 6
1177	10 oz. Hinge, Rim Vented	PET	Clear	5.50 x 4.60 x 2.10	25.00	500	500	4.20	4 x 6
1282	10 oz. Hinge, Rim Vented	PET	Clear	5.50 x 4.60 x 2.10	28.50	400	400	4.18	4 x 6
<b>C</b> 1603	10 oz. Hinge, 12 Slot Vents	PET	Clear	5.50 x 4.60 x 2.10	28.38	500	500	4.18	4 x 6
1604	12 oz. Hinge, w/ Slot Vents	PET	Clear	5.50 x 4.75 x 2.60	21.84	450	450	4.18	4 x 6
1279	14 oz. Hinge, 12 Slot Vents	PET	Clear	5.50 x 4.60 x 1.90	26.00	600	600	4.20	4 x 6
1280	1 Pint Hinge, 12 Slot Vents	PET	Clear	5.50 x 4.60 x 2.35	25.00	500	500	4.20	4 x 6
1270	1 Pint Hinge, 12 Slot Vents	PET	Clear	5.50 x 4.60 x 2.10	25.00	500	500	4.20	4 x 6
1672	1 Pint Hinge, 12 Slot Vents	PET	Clear	7.13 x 4.50 x 1.80	21.78	300	300	3.88	4 x 6
1388	1 Pint Hinge, 16 Slot Vents	PET	Clear	7.00 x 5.50 x 2.06	28.35	400	400	4.20	4 x 6
1051	1 Pint Hinge, 4 Round Top Vents	PET	Clear	4.42 x 4.25 x 3.60	18.11	500	500	4.18	4 x 6
<b>D</b> 1032	1 Pint Hinge, 4 Round Top Vents	PET	Clear	6.00 x 5.88 x 2.60	31.00	600	600	5.51	4 x 5



## Quart and Larger Hinges



Item No.	Description	Material	Color	Lngh. x Wdth. x Ht. (in.)	Case Wt. (lbs.)	Sleeve Pack	Case Pack	Cube (ft.3)	Ti x Hi
<b>1 Quart Capacity or Larger Containers, Non-vented</b>									
1059	1 Quart Hinge	PET	Clear	8.84 x 8.84 x 2.60	29.43	200	200	5.56	4 x 5
1292	53 oz. Hinge	PET	Clear	11.00 x 4.65 x 3.25	39.16	320	320	4.25	6 x 4
<b>1 Quart Capacity or Larger Containers, Rim Vented</b>									
1039	1 Quart Hinge, Rim Vented	PET	Clear	6.00 x 5.91 x 3.81	41.30	600	600	5.56	4 x 5
A 1168	1 Quart Hinge, Rim Vented	PET	Clear	7.13 x 5.63 x 2.13	32.98	250	250	4.20	4 x 6
1038	1 Quart, Rim Vented	PET	Clear	6.93 x 6.90 x 4.00	27.00	250	250	3.44	6 x 4
1170	2 Quart Hinge, Rim Vented	PET	Clear	11.00 x 7.00 x 2.80	32.98	250	250	4.20	4 x 6
D 1260	2 Quart Hinge, Rim Vented	PET	Clear	11.00 x 7.10 x 2.50	28.79	200	200	4.20	4 x 6
1478	2.5 Quart Hinge, Rim Vented	PET	Clear	11.00 x 7.00 x 4.25	26.42	170	170	4.20	4 x 6
1406	2.5 Quart Hinge, 18 Top and 21 Bottom Round Holes plus Rim Vented	PET	Clear	11.00 x 7.10 x 4.25	29.42	170	170	4.20	X x X
<b>1 Quart Capacity or Larger Containers, Round Top Vents</b>									
C 1072	1 Quart Hinge, 4 Round Top Vents	PET	Clear	7.62 x 4.48 x 2.95	36.00	500	500	5.58	4 X 5
1617	1 Quart Hinge, 10 Round Top Vents	PET	Clear	11.00 x 7.00 x 3.50	32.39	200	200	4.26	4 x 6
1293	53 oz. Hinge, 8 Round Top Vents	PET	Clear	11.00 x 4.65 x 3.26	39.10	320	320	4.25	6 x 4
D 1526	2 Quart Hinge, 8 Round Top and Bottom Vents	PET	Clear	11.00 x 7.12 x 2.95	36.76	250	250	4.20	6 x 4
1101	2 Quart Hinge, 8 Round Top Vents	PET	Clear	11.00 x 7.10 x 2.50	34.98	250	250	4.20	4 x 6
1119	2 Quart Hinge, 10 Round Top and Bottom Vents	PET	Clear	11.00 x 7.10 x 2.10	32.98	250	250	4.13	4 x 6
<b>1 Quart Capacity or Larger Containers, Slot Vents</b>									
1607	1 Quart Hinge, 12 Slot Vents	PET	Clear	7.13 x 4.50 x 3.25	23.23	360	360	3.88	4 x 6
E 1446	1 Quart Hinge, Side Slot Vented	PET	Clear	7.50 x 7.23 x 3.00	28.36	300	300	4.48	6 x 4
1665	1 Quart Hinge, Slot Vented	PET	Clear	7.19 x 4.44 x 3.50	24.78	360	360	3.88	4 x 6



- ▶ Crystal clarity with flat lids that showcase contents
- ▶ Stackability enhances merchandising and transport convenience
- ▶ Hinged lids close securely to end pop-offs and minimize spills
- ▶ Easy open/easy close for productivity and convenience
- ▶ Corner tabs make these containers easy to open and reseal



**VersaPak® Base Size Options**

5.5" x 5"	7" x 6.25"	8" Square
		

**VersaPak® Hinge Lid Options**

Reverse Lid	Flat Lid	Dome Lid
		



A



B



C



D



E



F



G

	Item No.	Description	Material	Color	L x W x H (in.)	Case Wt. (lbs.)	Sleeve Pack	Case Pack	Cube (ft <sup>3</sup> )	Ti x Hi
--	----------	-------------	----------	-------	-----------------	-----------------	-------------	-----------	-------------------------	---------

**VersaPak® 5.5" x 5" Hinged Containers**

A	VH08PC1	Hinge w/ Flat Lid, 8 oz.	PET	Clear	5.45 x 4.90 x 1.48	9.92	65	260	2.22	8 x 6
	VH08WN	Hinge w/ Flat Lid, 8 oz.	PLA	Clear	5.45 x 4.90 x 1.40	7.68	50	200	1.75	8 x 7
	VHD08P	Hinge w/ Dome Lid, 8 oz.	PET	Clear	5.45 x 4.90 x 1.80	7.70	50	200	1.75	8 x 7
B	VH12PC1	Hinge w/ Flat Lid, 12 oz.	PET	Clear	5.45 x 4.90 x 1.90	12.51	60	240	2.22	8 x 6
	VH12WN	Hinge w/ Flat Lid, 12 oz.	PLA	Clear	5.45 x 4.90 x 1.90	20.33	50	200	1.69	8 x 7
	VHD12P	Hinge w/ Dome Lid, 12 oz.	PET	Clear	5.44 x 4.88 x 2.28	11.00	50	200	1.72	8 x 7
C	VH16PC1	Hinge w/ Flat Lid, 16 oz.	PET	Clear	5.45 x 4.90 x 2.50	11.98	55	220	2.22	8 x 6
	VHD16P	Hinge w/ Dome Lid, 16 oz.	PET	Clear	5.44 x 4.88 x 2.88	11.16	50	200	2.19	8 x 6

**VersaPak® 7" x 6.25" Hinged Containers**

	VHL16P	Hinge w/ Flat Lid, 16 oz.	PET	Clear	7.16 x 6.25 x 1.30	15.06	50	200	2.69	9 x 4
	VHDL16GP	Hinge w/ Dome Lid, 16 oz., Bulk Pack	PET	Clear	7.00 x 6.25 x 1.25	152.93	36	2124	26.91	1 x 1
	VHRD23P	Hinge w/ Reverse Lid, 23 oz.	PET	Clear	7.16 x 6.25 x 1.80	14.64	50	200	2.67	9 x 4
	VH23P	Hinge w/ Flat Lid, 23 oz.	PET	Clear	7.16 x 6.25 x 1.80	16.68	50	200	2.81	9 x 4
	VH24P	Hinge w/ Flat Lid, 24 oz.	PET	Clear	7.16 x 6.25 x 1.90	17.30	50	200	2.81	9 x 4
D	VH24WN	Hinge w/ Flat Lid, 24 oz.	PLA	Clear	7.16 x 6.25 x 1.90	12.73	50	200	2.81	9 x 4
	VHD24P	Hinge w/ Dome Lid, 24 oz.	PET	Clear	7.16 x 6.25 x 2.30	14.67	50	200	2.81	9 x 4
	VHD24GPB1	Hinge w/ Dome Lid, 24 oz., Bulk Pack	PET	Clear	7.16 x 6.25 x 2.30	167.00	2100	2100	28.23	1 x 3
	VH32P	Hinge w/ Flat Lid, 32 oz.	PET	Clear	7.16 x 6.25 x 2.50	16.73	50	200	2.81	9 x 4
E	VH32WN	Hinge w/ Flat Lid, 32 oz.	PLA	Clear	7.16 x 6.25 x 2.50	16.20	50	200	2.81	9 x 4
	VHD32P	Hinge w/ Dome Lid, 32 oz.	PET	Clear	7.16 x 6.25 x 2.90	16.73	50	200	2.81	9 x 4
	VHD32GPB1	Hinge w/ Dome Lid, 32 oz., Bulk Pack	PET	Clear	7.16 x 6.25 x 2.90	204.00	2100	2100	26.91	1 x 3

**VersaPak® 8" Square Hinged Containers**

F	VH48PC1	Hinge w/ Flat Lid, 48 oz.	PET	Clear	7.95 x 8.11 x 2.50	14.90	60	120	2.41	6 x 6
G	VH64PC1	Hinge w/ Flat Lid, 64 oz.	PET	Clear	7.95 x 8.11 x 3.20	14.52	55	110	2.41	6 x 6



## SeeView® Hinge

Easy-To-Use Closures –  
Easy open/easy close ▶  
for productivity and  
customer convenience

Stackability – Enhances ▶  
merchandising and  
transport convenience



◀ Crystal Clarity – Clear container  
makes it easier for consumer to  
showcase contents

◀ Shallow Container Option –  
Ends “half-empty” syndrome  
for consumer satisfaction



Item No.	Description	Material	Color	Lngh. x Wdth. x Ht. (in.)	Case Wt. (lbs.)	Sleeve Pack	Case Pack	Cube (ft.3)	Ti x Hi
----------	-------------	----------	-------	---------------------------	-----------------	-------------	-----------	-------------	---------

### SeeView® Bakery Hinge Containers

	<b>PT230-88282CS</b>	Cookie Hinge w/Slanted Shelf	PET	Clear	8.01 x 7.60 x 2.75	33.93	300	300	3.05	6 x 6
<b>A</b>	<b>PT230-88284C</b>	Large, 4-Comp. Muffin	PET	Clear	8.10 x 7.60 x 2.81	19.24	110	220	3.14	6 x 5
<b>B</b>	<b>PT230-106225</b>	Half 9" Pie Hinge	PET	Clear	9.96 x 6.16 x 1.77	16.32	100	200	2.86	6 x 5
	<b>R5230-95182C</b>	Mini Bundt Hinge, 2 Comp.	PET	Clear	8.60 x 5.30 x 1.80	25.35	100	400	4.35	4 x 5

### SeeView® 9" Square Hinged Containers

<b>C</b>	<b>PT230-9916</b>	Shallow, 28 oz.	PET	Clear	8.60 x 9.10 x 1.60	22.85	90	180	3.21	6 x 5
<b>D</b>	<b>PT230-9923V4</b>	Deep Vented, 44 oz.	PET	Clear	8.60 x 9.10 x 2.32	20.64	80	160	3.21	6 x 5
<b>E</b>	<b>PT230-9931</b>	Extra Deep, 67 oz.	PET	Clear	8.60 x 9.10 x 3.10	21.90	80	160	3.21	6 x 5

### SeeView® 11" x 10" Hinged Containers

<b>F</b>	<b>PT230-111027</b>	Deep, 43 oz.	PET	Clear	10.80 x 9.80 x 2.70	29.71	95	190	2.41	4 x 6
<b>G</b>	<b>PT230-111033</b>	Extra Deep, 97 oz.	PET	Clear	10.80 x 9.80 x 3.33	34.12	110	220	4.96	4 x 5

### SeeView® 12" x 10" Hinged Containers

	<b>PT230-121024</b>	Shallow, 75 oz.	PET	Clear	11.63 x 9.98 x 2.35	23.08	120	120	3.61	6 x 4
	<b>PT230-121027</b>	Medium Depth, 92 oz.	PET	Clear	11.63 x 9.98 x 2.72	23.08	120	120	3.61	6 x 4
	<b>PT230-121031</b>	Deep, 108 oz.	PET	Clear	11.63 x 9.98 x 3.09	24.41	120	120	3.61	6 x 4






# SeeShell® Hinged Containers

Elegant, scalloped design gives your food a premium look ▶



◀ Corner tabs provide easy open access.

◀ Continuous contact seal locks in freshness for longer shelf life



Item No.	Description	Material	Color	Lngh. x Wdth. x Ht. (in.)	Capacity (oz.)	Case Wt. (lbs.)	Sleeve Pack	Case Pack	Cube (ft.3)	Ti x Hi
----------	-------------	----------	-------	---------------------------	----------------	-----------------	-------------	-----------	-------------	---------

## SeeShell® Small Square Hinged Containers

<b>A</b>	<b>N11P</b>	5" Small Hinge, Shallow	PET	Clear	5.50 x 5.50 x 2.66	11.00	25.60	560	560	5.72	4 x 4
	<b>N13P</b>	5" Small Hinge, Deep	PET	Clear	5.50 x 5.50 x 3.29	17.00	25.62	560	560	5.72	4 x 4
<b>B</b>	<b>N21P</b>	6" Small Hinge, Deep	PET	Clear	6.15 x 6.15 x 3.42	-	15.07	252	252	3.18	7 x 4

## SeeShell® Medium Square Hinged Containers

<b>C</b>	<b>N31P</b>	8" Medium Hinge, Shallow	PET	Clear	8.62 x 8.22 x 2.28	20.00	22.34	90	180	4.19	4 x 5
	<b>N33HP</b>	8" Medium Heavy Gauge Hinge, Deep	PET	Clear	8.62 x 8.22 x 3.16	40.00	26.47	180	180	4.19	4 x 5
<b>D</b>	<b>N33P</b>	8" Medium Hinge, Deep	PET	Clear	8.62 x 8.22 x 3.16	40.00	21.16	90	180	4.19	4 x 5

## SeeShell® Large Square Hinged Containers

<b>E</b>	<b>N41P</b>	9" Large Hinge, Shallow	PET	Clear	9.30 x 9.30 x 3.09	56.00	24.97	170	170	5.56	4 x 4
	<b>N41BP</b>	9" Large Hinge, Shallow, Bulk Pack	PET	Clear	9.30 x 9.30 x 3.09	56.00	166.3	120	1200	31.30	1 x 1
	<b>N43P</b>	9" Large Hinge, Deep	PET	Clear	9.30 x 9.30 x 3.59	73.00	24.11	170	170	5.56	4 x 4
<b>F</b>	<b>N49P</b>	9" x 5" Loaf Hinge	PET	Clear	8.92 x 4.92 x 3.46	-	28.35	340	340	6.67	4 x 4
<b>F</b>	<b>N49BP</b>	9" X 5" Loaf Hinge, Bulk Pack	PET	Clear	8.92 x 4.92 x 3.46	-	152.52	70	1960	31.30	1 x 1




## D&W Brand Hinged Containers



A



B



C


Item No.	Description	Material	Color	Lngth. x Wdth. x Ht. (in.)	Case Wt. (lbs.)	Sleeve Pack	Case Pack	Cube (ft.3)	Ti x Hi
<b>General Purpose Hinged Containers</b>									
<b>A 46002151</b>	Smoothwall Hinge	PET	Clear	5.66 x 5.27 x 2.75	26.86	500	500	3.16	8 x 4
<b>1703</b>	Smoothwall Rounded Hinge	PET	Clear	7.50 x 3.13 x 2.50	29.19	690	690	4.20	4 x 6
<b>B 46056650</b>	Fluted Hinge, Low Dome	PET	Clear	8.38 x 7.00 x 2.44	39.07	500	500	3.73	4 x 4
<b>C 46005230</b>	Shallow Fluted Hinge	PET	Clear	8.69 x 9.13 x 2.13	33.54	300	300	3.50	4 x 4
<b>46016010</b>	Fluted Hinge, High Dome	PET	Clear	10.38 x 8.50 x 3.69	14.17	100	100	1.39	8 x 6
<b>46016063</b>	Fluted Hinge, High Dome, Bulk Pack	PET	Clear	10.38 x 8.50 x 3.69	462.94	3600	3600	37.37	1 x 2

# SeeShell® Hinged Containers

Crystal clear OPS and eco-forward PLA material options ▶

Hinged containers eliminate ▶ the need for separate lids

Continuous contact seal locks ▶ in freshness for longer shelf life



Item No.	Description	Material	Color	Lngh. x Wdth. x Ht. (in.)	Capacity (oz.)	Case Wt. (lbs.)	Sleeve Pack	Case Pack	Cube (ft.3)	Ti x Hi
<b>SeeShell® Small Square Hinged Containers</b>										
<b>A N10</b>	5" Small Hinge, Shallow	OPS	Clear	5.50 x 5.50 x 2.41	11.20	8.64	250	250	2.85	6 x 4
<b>B N12</b>	5" Small Hinge, Deep	OPS	Clear	5.50 x 5.50 x 3.13	16.90	8.64	250	250	2.85	6 x 4
<b>C N20</b>	6" Small Hinge, Deep	OPS	Clear	6.16 x 6.16 x 3.16	20.60	10.50	250	250	3.18	7 x 4
<b>C N20WN</b>	6" Small Hinge, Deep	PLA	Clear	6.16 x 6.16 x 3.16	20.60	11.85	250	250	3.18	7 x 4
<b>SeeShell® Medium Square Hinged Containers</b>										
<b>D N30</b>	8" Medium Hinge, Shallow	OPS	Clear	8.63 x 8.13 x 1.94	20.00	12.39	160	160	3.31	6 x 5
<b>D N30WN</b>	8" Medium Hinge, Shallow	PLA	Clear	8.63 x 8.13 x 1.94	20.00	15.44	160	160	3.31	6 x 5
<b>E N32</b>	8" Medium Hinge, Deep	OPS	Clear	8.63 x 8.13 x 2.84	42.00	12.39	160	160	3.31	6 x 5
<b>E N32WN</b>	8" Medium Hinge, Deep	PLA	Clear	8.63 x 8.13 x 2.84	42.00	15.44	160	160	3.31	6 x 5
<b>SeeShell® Large Square Hinged Containers</b>										
<b>F N40-1</b>	9" Large Hinge, Shallow	OPS	Clear	9.50 x 9.31 x 2.94	54.00	18.39	85	170	5.56	4 x 4
<b>G N42-1</b>	9" Large Hinge, Deep	OPS	Clear	9.50 x 9.31 x 3.384	68.00	18.39	85	170	5.56	4 x 5
<b>G N42WN-1</b>	9" Large Hinge, Deep	PLA	Clear	9.50 x 9.31 x 3.38	68.00	19.51	85	170	5.56	4 x 4
<b>N44-1</b>	9" Large 3-Comp. Hinge	OPS	Clear	9.50 x 9.31 x 2.94	47.00	20.63	170	170	5.56	4 x 4
<b>N48</b>	9" X 5" Loaf Hinge	OPS	Clear	9.00 x 5.00 x 3.38	-	16.63	250	250	4.06	4 x 5



Heavy duty for strength and performance ▶

Manufactured using 100% recycled CO<sub>2</sub> instead of a hydrocarbon blowing agent ▶



◀ Also manufactured with an active organic catalyst (AOC) developed to accelerate the degradation rate



Item No.	Description	Material	Color	Lngth. x Wdth. x Ht. (in.)	Case Wt. (lbs.)	Sleeve Pack	Case Pack	Cube (Ft.3)	Ti x Hi	
<b>Enviroware® 5" x 5" Hinged Container</b>										
<b>A</b>	<b>GFHC5-500</b>	Hinged 5" Container	PS	White	5.50 x 5.96 x 1.16	11.43	125	500	4.40	6 x 4
<b>Enviroware® 8" x 8" Hinged Containers</b>										
<b>B</b>	<b>GFHC8-200</b>	Hinged 8" Container	PS	White	7.70 x 7.60 x 3.18	8.42	100	200	3.70	5 x 6
<b>C</b>	<b>GFHC8-3-200</b>	Hinged 8" Container, 3-Comp.	PS	White	7.70 x 7.60 x 3.18	8.42	100	200	3.70	5 x 6
<b>Enviroware® 9" x 9" Hinged Containers</b>										
<b>D</b>	<b>GFHC9-200</b>	Hinged 9" Container	PS	White	9.00 x 9.00 x 2.88	14.00	100	200	4.26	4 x 5
<b>D</b>	<b>GFHC9-250</b>	Hinged 9" Container	PS	White	9.00 x 9.00 x 2.88	16.17	125	250	5.04	4 x 5
<b>E</b>	<b>GFHC9-3-200</b>	Hinged 9" Container, 3-Comp.	PS	White	9.00 x 9.00 x 2.88	14.00	100	200	4.26	4 x 5
<b>E</b>	<b>GFHC9-3-250</b>	Hinged 9" Container, 3-Comp.	PS	White	9.00 x 9.00 x 2.88	16.17	125	250	5.04	4 x 5
<b>Enviroware® 10" x 10" Hinged Containers</b>										
<b>F</b>	<b>GFHC10-200</b>	Hinged 10" Container	PS	White	10.25 x 10.25 x 2.88	15.00	100	200	4.71	4 x 4
<b>G</b>	<b>GFHC10-3-200</b>	Hinged 10" Container, 3-Comp.	PS	White	10.25 x 10.25 x 2.88	15.00	100	200	4.71	4 x 4

## Foam Hinged Containers

Heavy duty for strength ▶  
and performance

Insulates to maintain the ▶  
integrity of carryout items



◀ Manufactured using 100% recycled CO<sub>2</sub> instead of a hydrocarbon blowing agent



Item No.	Description	Material	Color	Lngth. x Wdth. x Ht. (in.)	Case Wt. (lbs.)	Sleeve Pack	Case Pack	Cube (ft.3)	Ti x Hi	
<b>Foam 5" Hinged Container</b>										
<b>A</b>	<b>FHC5-500</b>	Hinged 5" Container	PS + AOC	White	5.50 x 5.96 x 1.16	12.08	125	500	4.40	6 x 4
<b>Foam 8" Hinged Containers</b>										
<b>B</b>	<b>FHC8-200</b>	Hinged 8" Container	PS + AOC	White	7.70 x 7.60 x 3.18	8.42	100	200	3.57	5 x 6
<b>C</b>	<b>FHC8-3-200</b>	Hinged 8" Container - 3-Comp.	PS + AOC	White	7.70 x 7.60 x 3.18	8.42	100	200	3.70	5 x 6
<b>Foam 9" Hinged Containers</b>										
<b>D</b>	<b>FHC9-200</b>	Hinged 9" Container	PS + AOC	White	9.00 x 9.00 x 2.88	14.00	100	200	4.26	4 x 5
	<b>FHC9-250</b>	Hinged 9" Container	PS + AOC	White	9.00 x 9.00 x 2.88	16.17	125	250	5.03	4 x 5
<b>E</b>	<b>FHC9-3-200</b>	Hinged 9" Container - 3-Comp.	PS + AOC	White	9.00 x 9.00 x 2.88	14.00	100	200	4.26	4 x 5
	<b>FHC9-3-250</b>	Hinged 9" Container - 3-Comp.	PS + AOC	White	9.00 x 9.00 x 2.88	16.17	125	250	5.03	4 x 5
<b>Foam 10" Hinged Containers</b>										
<b>F</b>	<b>FHC10-200</b>	Hinged 10" Container	PS + AOC	White	10.25 x 10.25 x 2.88	15.00	100	200	4.71	4 x 4
<b>G</b>	<b>FHC10-3-200</b>	Hinged 10" Container - 3-Comp.	PS + AOC	White	10.25 x 10.25 x 2.88	15.00	100	200	4.71	4 x 4

"AOC" stands for "Active Organic Catalyst" developed to accelerate degradation rate after use



## MFPP Hinged Containers

- ▶ PP filled with natural mineral content
- ▶ Perfect for hot food applications
- ▶ Dishwasher Safe
- ▶ Microwaveable
- ▶ Refrigerator-safe



Item No.	Description	Material	Color	Lngh. x Wdth. x Ht. (in.)	Case Wt. (lbs.)	Sleeve Pack	Case Pack	Cube (ft.3)	Ti x Hi
<b>6" Hinged Containers</b>									
CT593-6033VC	6" Hinged Container	MFPP	White	5.94 x 5.75 x 3.27	15.79	300	300	1.59	9 x 5
CT793-6033VC	6" Hinged Container	MFPP	Black	5.94 x 5.75 x 3.27	15.79	300	300	1.59	9 x 5
<b>9 x 6" Hinged Containers</b>									
CT592-9627VC	9" x 6" Hinged Container	MFPP	White	9.00 x 6.54 x 2.70	19.62	128	256	1.79	7 x 7
CT792-9627VC	9" x 6" Hinged Container	MFPP	Black	9.00 x 6.54 x 2.70	19.62	128	256	1.79	7 x 7
<b>8" Hinged Containers</b>									
CT593-8030VC	8" Hinged Container	MFPP	White	7.87 x 8.23 x 3.00	21.61	200	200	1.95	6 x 8
CT793-8030VC	8" Hinged Container	MFPP	Black	7.87 x 8.23 x 3.00	21.61	200	200	1.95	6 x 8
CT593-80303CVC	8" Hinged Container - 3-Comp.	MFPP	White	7.87 x 8.23 x 3.00	21.61	200	200	1.95	6 x 8
CT793-80303CVC	8" Hinged Container - 3-Comp.	MFPP	Black	7.87 x 8.23 x 3.00	21.61	200	200	1.95	6 x 8
<b>8.6 x 8.6" Hinged Containers</b>									
CT580-8630VC	8.6" x 8.6" Ribbed Hinged Container	MFPP	White	8.63 x 8.63 x 3.00	30.09	135	270	4.56	4 x 5
<b>9" Hinged Containers</b>									
CT593-9030VC	9" Hinged Container	MFPP	White	8.78 x 9.15 x 3.00	22.05	150	150	1.79	10 x 5
CT793-9030VC	9" Hinged Container	MFPP	Black	8.78 x 9.15 x 3.00	22.05	150	150	1.79	10 x 5
CT593-90303CVC	9" Hinged Container - 3-Comp.	MFPP	White	8.78 x 9.15 x 3.00	22.05	150	150	1.79	10 x 5
CT793-90303CVC	9" Hinged Container - 3-Comp.	MFPP	Black	8.78 x 9.15 x 3.00	22.05	150	150	1.79	10 x 5



## Oblong Pans & Lids



Item No.	Description	Material	Color	Lngh. x Wdth. x Ht. (in.)	Case Wt. (lbs.)	Sleeve Pack	Case Pack	Cube (ft.3)	Ti x Hi
----------	-------------	----------	-------	---------------------------	-----------------	-------------	-----------	-------------	---------

### 5.5" x 4.5" Closeable Oblong Pans & Lids

<b>15375</b>	Mainstream™ Closeable Oblong Pan, 1 lb.	Aluminum	Silver	5.56 x 4.56 x 1.63	18.28	1000	1000	4.93	4 x 4
<b>A 15370</b>	Closeable Oblong Pan, 1 lb.	Aluminum	Silver	5.56 x 4.56 x 1.63	9.87	500	500	2.38	6 x 6
<b>15372</b>	Closeable Oblong Pan, 1 lb.	Aluminum	Silver	5.56 x 4.56 x 1.63	20.10	1000	1000	4.93	4 x 4
<b>B H11</b>	PS Low Fluted Dome Lid	PS	Clear	5.50 x 4.50 x 0.69	5.17	500	500	0.39	15 x 12
<b>C K12</b>	White Board Lid	FB	Silver/White	5.53 x 4.53	7.00	500	500	0.19	24 x 10

### 6.7" x 5" Closeable Oblong Pans & Lids

<b>D 15291</b>	Mainstream™ Closeable Oblong Pan, 1 lb.	Aluminum	Silver	6.66 x 5.00 x 1.06	8.36	500	500	2.42	5 x 4
<b>15290</b>	Closeable Oblong Pan, 1 lb.	Aluminum	Silver	6.66 x 5.00 x 1.06	9.18	500	500	2.42	4 x 5
<b>H12</b>	PS Low Fluted Dome Lid	PS	Clear	6.59 x 4.94 x 0.69	12.00	1000	1000	0.55	12 x 6
<b>K13</b>	White Board Lid	FB	White	6.59 x 4.94	9.00	500	500	0.26	20 x 6

### 7" x 5" Closeable Oblong Pans & Lids

<b>E 15676</b>	Mainstream™ Closeable Oblong Pan, 1.5 lb.	Aluminum	Silver	7.12 x 5.12 x 1.69	11.73	500	500	2.57	5 x 6
<b>15670</b>	Closeable Oblong Pan, 1.5 lb.	Aluminum	Silver	7.12 x 5.12 x 1.69	12.90	500	500	2.57	6 x 5
<b>F H28</b>	Medium High Fluted Dome Lid	PS	Clear	6.97 x 5.09 x 0.81	5.60	500	500	0.43	16 x 6
<b>K10</b>	White Board Lid	FB	White	7.00 x 5.06	9.00	500	500	0.25	20 x 6

### 8.5" x 6" Closeable Oblong Pans & Lids and Combo

<b>15554</b>	Mainstream™ Closeable Oblong Pan, 1.5 lb.	Aluminum	Silver	8.50 x 6.00 x 1.19	13.48	500	500	4.27	4 x 4
<b>15550</b>	Closeable Oblong Pan, 1.5 lb.	Aluminum	Silver	8.50 x 6.00 x 1.19	15.25	500	500	4.27	4 x 4
<b>G 15634</b>	Mainstream™ Closeable Oblong Pan, 2 lb.	Aluminum	Silver	8.44 x 5.94 x 1.47	15.37	500	500	4.33	5 x 4
<b>15633</b>	Closeable Oblong Pan, 2 lb.	Aluminum	Silver	8.44 x 5.94 x 1.47	17.35	500	500	4.33	4 x 5
<b>15815</b>	Closeable Oblong Pan, 2.25 lb.	Aluminum	Silver	8.44 x 5.94 x 1.81	17.80	500	500	3.35	6 x 5
<b>15809</b>	Closeable Oblong Pan w/Board Lid, 2.25 lb.	Aluminum/ FB	Silver/ Clear	8.44 x 5.94 x 1.81	13.30	200	200	1.78	7 x 5
<b>H K15</b>	White Board Lid	FB	Silver/White	8.41 x 5.91	14.00	500	500	0.35	15 x 7
<b>47058150</b>	Medium High Fluted Dome Lid	PET	Clear	8.31 x 6.00 x 0.75	16.00	500	500	0.89	15 x 7



## Oblong Pans & Lids



Item No.	Description	Material	Color	Lngh. x Wdth. x Ht. (in.)	Case Wt. (lbs.)	Sleeve Pack	Case Pack	Cube (ft.3)	Ti x Hi
<b>9.6" x 7.0" Closeable Oblong Pans &amp; Lid</b>									
<b>A 15751</b>	Mainstream™ Closeable Oblong Pan, 5 lb.	Aluminum	Silver	9.63 x 7.06 x 2.72	16.94	250	250	4.75	4 x 4
<b>B 15750</b>	Closeable Oblong Pan, 5 lb.	Aluminum	Silver	9.63 x 7.06 x 2.72	18.38	250	250	4.75	4 x 4
<b>K23</b>	White Board Lid	FB	Silver/White	9.56 x 7.00	7.50	250	250	0.26	20 x 7
<b>9.9 "x 9.2" Closeable Oblong Pan &amp; Lid Combo</b>									
<b>16510</b>	3-Comp. Oblong Pan w/ Board Lid, 25 oz.	Aluminum	Silver/Clear	9.94 x 9.19 x 1.63	32.70	250	250	4.34	4 x 5
<b>12.1" x 8.1" Closeable Oblong Pans &amp; Lid</b>									
<b>A 15731</b>	Mainstream™ Closeable Oblong Pan, 4 lb.	Aluminum	Silver	12.13 x 8.13 x 1.69	17.96	250	250	2.38	3 x 4
<b>B 15724</b>	Closeable Oblong Pan, 4 lb.	Aluminum	Silver	12.13 x 8.13 x 1.50	18.80	250	250	5.00	4 x 5
<b>15730</b>	Closeable Oblong Pan, 4 lb.	Aluminum	Silver	12.13 x 8.13 x 1.69	21.35	250	250	5.74	4 x 3
<b>C K22</b>	White Board Lid	FB	Silver/White	12.17 x 8.06	17.10	250	250	0.45	21 x 6
<b>12.4" x 6.25" Closeable Oblong Pan &amp; Lid</b>									
<b>15790</b>	Mainstream™ Closeable Loaf Pan, 3 lb.	Aluminum	Silver	12.38 x 6.25 x 1.50	25.50	500	500	5.92	3 x 4
<b>D K25</b>	White Board Lid	FB	Silver/White	12.31 x 6.19 x 0.00	20.47	500	500	0.43	21 x 5



## Oblong Pans & Lids



Item No.	Description	Material	Color	Lngh. x Wdth. x Ht. (in.)	Case Wt. (lbs.)	Sleeve Pack	Case Pack	Cube (ft.3)	Ti x Hi
----------	-------------	----------	-------	---------------------------	-----------------	-------------	-----------	-------------	---------

### Noncloseable Oblong Pans, 32 oz. and Less

<b>A</b>	<b>13702</b>	6.3" x 4.1" Airline Entrée Pan, 10 oz.	Aluminum	Silver	6.25 x 4.13 x 1.00	20.35	1000	1000	1.86	8 x 6
<b>B</b>	<b>13730</b>	6.4" x 4.2" Smoothwall Casserole Pan, 12 oz.	Aluminum	Silver	6.36 x 4.17 x 1.19	17.10	1000	1000	2.15	6 x 6
	<b>15840</b>	8" x 6" Deli Tray, 24 oz.	Aluminum	Silver	7.88 x 5.88 x 1.38	22.90	1000	1000	4.13	4 x 5
<b>C</b>	<b>15841</b>	8" x 6" 6-Count Embossed Dinner Roll Tray, 24 oz.	Aluminum	Silver	7.88 x 5.88 x 1.38	22.90	1000	1000	4.13	4 x 5
	<b>15842</b>	8" x 6" Deli Tray w/ Poly Coating, 24 oz.	Aluminum	Silver	7.88 x 5.88 x 1.38	30.00	1000	1000	4.13	5 x 4
	<b>15660</b>	8" x 6" Oblong Pan, 29 oz.	Aluminum	Silver	7.91 x 5.91 x 1.13	12.55	500	500	2.50	4 x 6
	<b>15740</b>	9.8" x 7.2" Oblong Pan, 32 oz.	Aluminum	Silver	9.84 x 7.22 x 1.09	19.00	500	500	3.79	6 x 4

### Noncloseable Oblong Pans, 36 oz. and Greater

<b>D</b>	<b>15818</b>	8.7" x 6.2" Oblong Pan, 36 oz.	Aluminum	Silver	8.69 x 6.22 x 1.94	17.77	500	500	2.82	8 x 4
	<b>25811</b>	8.7" x 6.2" Heavy Oblong Pan, 36 oz.	Aluminum	Silver	8.69 x 6.22 x 1.94	18.00	500	500	2.82	8 x 4
	<b>15812</b>	8.7" x 6.2" Extra Heavy Oblong Pan, 36 oz.	Aluminum	Silver	8.69 x 6.22 x 1.94	20.00	500	500	2.82	8 x 4
<b>E</b>	<b>15950</b>	11" x 7" Oblong Pan, 40 oz.	Aluminum	Silver	11.00 x 7.00 x 1.13	18.90	500	500	4.21	5 x 4
<b>F</b>	<b>19980</b>	16.4" x 5.6" Oblong Pan, 44 oz.	Aluminum	Silver	16.38 x 5.63 x 1.00	30.89	500	500	4.31	5 x 5
<b>G</b>	<b>15881</b>	10.2" x 7.5" Heavy Cluster Roll Pan, 50 oz.	Aluminum	Silver	10.19 x 7.50 x 1.39	25.50	500	500	4.41	6 x 4
	<b>16301</b>	12.8" x 7.8" HMR Entrée Pan w/ Dome, 64 oz.	Aluminum	Silver/Clear	12.75 x 7.75 x 1.88	27.75	150	150	4.09	6 x 4
	<b>15885</b>	10.2" x 7.5" Extra Heavy Oblong Pan, Bulk Pack	Aluminum	Silver	10.19 x 7.50 x 1.39	200	3630	3630	29.96	1 x 1

## Square Pans & Lids



Item No.	Description	Material	Color	Lngh. x Wdth. x Ht. (in.)	Case Wt. (lbs.)	Sleeve Pack	Case Pack	Cube (ft.3)	Ti x Hi
----------	-------------	----------	-------	---------------------------	-----------------	-------------	-----------	-------------	---------

### 8" Square Noncloseable Square Pans & Lids

<b>A</b>	<b>15068</b>	Mainstream™ Square Pan, 33 oz.	Aluminum	Silver	7.88 x 7.88 x 1.34	14.57	500	500	2.80	6 x 5
	<b>15054</b>	Square Pan, 33 oz.	Aluminum	Silver	7.88 x 7.88 x 1.34	18.50	500	500	2.80	6 x 5
	<b>15062</b>	Square Pan, 33 oz., Bulk Pack	Aluminum	Silver	7.88 x 7.88 x 1.34	263.00	6500	6500	37.37	1 x 2
	<b>15059</b>	Square Heavy Pan, 33 oz.	Aluminum	Silver	7.88 x 7.88 x 1.34	4.11	100	100	0.61	15 x 6
	<b>15051</b>	Square Heavy Pan, 33 oz.	Aluminum	Silver	7.88 x 7.88 x 1.34	10.18	250	250	1.56	6 x 6
	<b>15050</b>	Square Heavy Pan, 33 oz.	Aluminum	Silver	7.88 x 7.88 x 1.34	17.25	500	500	2.80	6 x 5
<b>B</b>	<b>15052</b>	Square Pan w/ Dome, 33 oz.	Aluminum	Silver/Clear	7.88 x 7.88 x 1.34	7.90	100	100	2.54	9 x 5
	<b>15067</b>	Square Extra Heavy Pan w/ Poly Coating, 33 oz	Aluminum	Silver	7.88 x 7.88 x 1.34	330	4860	4860	25.94	1 x 4
	<b>37050525</b>	8" Square High Fluted Dome	OPS	Clear	8.25 x 8.25 x 1.50	10.53	250	250	4.46	6 x 4
	<b>47050525</b>	8" Square High Fluted Dome	PET	Clear	8.25 x 8.25 x 1.50	12.75	250	250	4.46	6 x 4
	<b>47050550</b>	8" Square High Fluted Dome	PET	Clear	8.25 x 8.25 x 1.50	24.00	500	500	7.40	4 x 3

### 7.5" Noncloseable Square Pan & Lids

<b>C</b>	<b>15080</b>	7.5" Square Pan, 28 oz.	Aluminum	Silver	7.50 x 7.50 x 1.25	17.01	500	500	2.79	6 x 5
<b>D</b>	<b>37050825</b>	7.5" Square High Fluted Dome	PS	Clear	7.50 x 7.50 x 1.50	10.50	250	250	3.92	6 x 4

### Other Noncloseable Square Pans

<b>E</b>	<b>15200</b>	7.125" Square Pan, 34 oz.	Aluminum	Silver	7.13 x 7.13 x 1.50	16.00	500	500	3.12	5 x 6
<b>F</b>	<b>15240</b>	8.2" Square Pan, 52 oz.	Aluminum	Silver	8.19 x 8.19 x 1.84	24.10	500	500	3.24	6 x 5
<b>G</b>	<b>19361</b>	8.6" Square Heavy 6-Comp. Pan	Aluminum	Silver	8.63 x 8.63 x 0.61	22.00	500	500	2.60	6 x 6
	<b>15800</b>	9" Square Pan, 47 oz.	Aluminum	Silver	8.94 x 8.94 x 1.38	21.00	500	500	3.77	4 x 5

## Round Pans & Lids



Item No.	Description	Material	Color	Dia. x Ht. (in.)	Case Wt. (lbs.)	Sleeve Pack	Case Pack	Cube (ft.3)	Ti x Hi
<b>7" Closeable Round Pans &amp; Lids</b>									
14705	Light Closeable Pan, 26 oz.	Aluminum	Silver	7.13 x 1.53	10.54	500	500	1.91	10 x 4
14710	Closeable Pan, 26 oz.	Aluminum	Silver	7.13 x 1.53	12.04	500	500	1.91	10 x 4
14715	Heavy Closeable Pan, 26 oz.	Aluminum	Silver	7.13 x 1.53	13.05	500	500	2.31	5 x 5
<b>A</b> C52	Heavy Closeable Pan w/ Dome, 19 oz.	Aluminum/ PET	Silver/ Clear	7.13 x 1.50	11.38	250	250	1.48	6 x 4
<b>B</b> 14701	Closeable Pan w/ Board Lid, 26 oz.	Aluminum/ FB	Silver/ White	7.13 x 1.53	11.00	250	250	1.28	10 x 6
37047150	Low Fluted Dome	PS	Clear	7.06 x 0.69	8.18	500	500	0.87	9 x 10
K18	Board Lid	FB	Silver/ White	7.09	10.48	500	500	0.31	30 x 4
<b>8.25" Closeable Round Pans &amp; Lids</b>									
<b>C</b> 14875	Mainstream™ Closeable Pan, 37 oz.	Aluminum	Silver	1.56 x 8.31	14.25	500	500	3.17	6 x 5
14871	Closeable Pan, 37 oz.	Aluminum	Silver	1.56 x 8.31	14.70	500	500	3.12	4 x 6
14872	Heavy Closeable Pan, 37 oz.	Aluminum	Silver	1.56 x 8.31	15.79	500	500	3.49	4 x 6
H23	Low Fluted Dome	PS	Clear	8.25 x 0.69	12.00	500	500	0.81	10 x 8
K19	White Board Lid	FB	Silver/ White	8.22	14.00	500	500	0.39	20 x 6
<b>9" Closeable Round Pans &amp; Lids</b>									
14955	Mainstream™ Closeable Pan, 48 oz.	Aluminum	Silver	1.66 x 8.94	14.43	500	500	4.43	4 x 4
14950	Closeable Pan, 48 oz.	Aluminum	Silver	1.66 x 8.94	16.30	500	500	4.43	4 x 4
<b>D</b> 14956	Heavy Closeable Pan, 48 oz.	Aluminum	Silver	1.66 x 8.94	18.80	500	500	4.43	3 x 6
<b>E</b> 14965	Extra Heavy Closeable Pan, 48 oz.	Aluminum	Silver	1.66 x 8.94	24.40	500	500	4.43	3 x 6
<b>F</b> 14951	Closeable Pan w/ Board Lid, 48 oz.	Aluminum/ FB	Silver/ Clear	1.66 x 8.94	13.75	200	200	2.64	4 x 5
<b>G</b> K21	Board Lid	FB	Silver/ White	8.88	15.14	500	500	0.47	12 x 4
<b>H</b> 37049550	Low Fluted Dome	PS	Clear	8.88 x 0.69	12.00	500	500	1.37	10 x 7



## Specialty Pans & Lids



Item No.	Description	Material	Color	Dia. x Ht. (in.)	Case Wt. (lbs.)	Sleeve Pack	Case Pack	Cube (ft.3)	Ti x Hi
----------	-------------	----------	-------	------------------	-----------------	-------------	-----------	-------------	---------

### 8.5" Noncloseable Round Pans & Lids

<b>A</b> 14280	8.5" Smoothwall Pan, 39 oz.	Aluminum	Silver	8.56 x 1.41	16.98	500	500	2.28	6 x 6
14284	8.5" Smoothwall Pan w/ 9 hole Perf., 39 oz.	Aluminum	Silver	8.56 x 1.41	19.48	500	500	2.28	6 x 6
14285	8.5" Smoothwall Pan, 39 oz. .	Aluminum	Silver/Clear	8.56 x 1.41	8.79	250	250	1.14	10 x 6
14281	8.5" Smoothwall Pan & Dome, 39 oz.	Aluminum	Silver/Clear	8.56 x 1.41	8.44	100	100	1.72	6 x 8

### Other Noncloseable Round Pans & Lids

<b>B</b> 14103	10.5" Pan w/ 18 Hole Perf., 84 oz.	Aluminum	Silver	10.63 x 2.00	176.00	2200	2200	29.15	1 x 3
<b>C</b> 14970	11" Round Focaccia Pan, 31 oz.	Aluminum	Silver	10.75 x 1.34	14.67	250	250	2.66	6 x 5

Item No.	Description	Material	Color	Lngh. x Wdth. x Ht. (in.)	Case Wt. (lbs.)	Sleeve Pack	Case Pack	Cube (ft.3)	Ti x Hi
----------	-------------	----------	-------	---------------------------	-----------------	-------------	-----------	-------------	---------

### Oval Pan & Lid

<b>D</b> 19465	8.6" x 5.6" Oval Pan, 23 oz.	Aluminum	Silver	8.56 x 5.94 x 1.44	14.00	500	500	2.60	6 x 6
----------------	------------------------------	----------	--------	--------------------	-------	-----	-----	------	-------

### Heart Shaped Pan

<b>E</b> 19480	Red Heart Pan, 40 oz.	Aluminum	Red	9.56 x 9.13 x 1.51	3.48	25	50	0.97	10 x 11
----------------	-----------------------	----------	-----	--------------------	------	----	----	------	---------

### Roaster Pans

<b>F</b> 16260	16.25" x 11.75" Rectangular Roaster Pan, 171 oz.	Aluminum	Silver	16.25 x 11.75 x 2.14	21.25	100	100	3.08	4 x 6
<b>G</b> 16091	18.5" x 14" Oval Roaster Pan, 287 oz.	Aluminum	Silver	18.50 x 14.00 x 3.75	9.00	25	25	1.75	6 x 6

## Pizza Pans & Lids



Item No.	Description	Bottom Style**	Material	Color	Dia. x Ht. (in.)	Case Wt. (lbs.)	Sleeve Pack	Case Pack	Cube (ft.3)	Ti x Hi
<b>Pizza Pans &amp; Domes</b>										
19060	5.3" Pizza Pan, Deep		Aluminum	Silver	5.31 x 1.16	15.30	1000	1000	2.87	6 x 5
19700	8" Pizza Pan, Deep		Aluminum	Silver	8.13 x 0.88	7.20	250	250	1.56	6 x 8
<b>A</b> 19800	8.5" Pizza Pan, Shallow		Aluminum	Silver	8.50 x 0.36	13.83	500	500	2.38	6 x 6
19080	9.5" Round Pizza Pan, Deep		Aluminum	Silver	9.50 x 0.94	21.00	500	500	4.24	4 x 5
19083	9.5" Heavy Pizza Pan, Deep		Aluminum	Silver	9.50 x 0.94	22.00	500	500	3.81	4 x 5
<b>B</b> 19900	10" Heavy Pizza Pan		Aluminum	Silver	9.88 x 0.59	18.68	500	500	3.02	4 x 7
19118	11" Pizza Pan		Aluminum	Silver	11.00 x 0.56	6.86	150	150	2.23	6 x 4
19132	12" Pizza Pan, Deep		Aluminum	Silver	12.19 x 0.94	15.54	250	250	3.31	6 x 5
19120	13" Pizza Pan		Aluminum	Silver	13.00 x 0.58	16.34	250	250	3.65	4 x 5
<b>37091212</b>	Pizza Dome for 13" Pan		PS	Clear	13.34 x 1.50	13.00	125	125	5.95	4 x 3
<b>C</b> 19143	13" Extra Heavy Pizza Pan w/ Dome		Aluminum	Silver	13.00 x 0.58	19.35	100	100	5.93	4 x 3
19148	15" Pizza Pan		Aluminum	Silver	15.14 x 0.78	9.27	100	100	2.42	6 x 5
19161	17.25" Black Outside Pizza Pan w/ Coating		Aluminum	Black	17.25 x 0.94	16.95	125	125	3.02	6 x 5
<b>D</b> 19160	17.25" Pizza Pan		Aluminum	Silver	17.25 x 0.50	16.93	125	125	3.06	4 x 5

### Pizza Pan Legend



**\*\*Bottom Style:**



## Steam Tables



Item No.	Description	Material	Color	Lngth. x Wdth. x Ht. (in.)	Case Wt. (lbs.)	Sleeve Pack	Case Pack	Cube (ft.3)	Ti x Hi
<b>Steam Tables &amp; Lid - 1/3 Table</b>									
<b>A 16150</b>	1/3 Steam Table, 93 oz.	Aluminum	Silver	12.63 x 6.50 x 3.94	9.25	100	100	2.07	6 x 5
<b>16151</b>	Mainstream™ 1/3 Steam Table, 93 oz.	Aluminum	Silver	12.63 x 6.50 x 3.94	8.39	100	100	2.07	6 x 5
<b>B 16144</b>	1/3 Steam Table Lid	Aluminum	Silver	12.69 x 6.56 x 0.50	2.97	100	100	0.52	15 x 9
<b>Steam Tables &amp; Lids - 1/2 Table</b>									
<b>C 16240</b>	Shallow 1/2 Steam Table, 80 oz.	Aluminum	Silver	12.75 x 10.38 x 1.69	9.26	100	100	1.79	6 x 8
<b>16241</b>	Mainstream™ Shallow 1/2 Steam Table, 80 oz.	Aluminum	Silver	12.75 x 10.38 x 1.69	8.43	100	100	1.79	6 x 7
<b>D 16121</b>	Medium 1/2 Steam Table, 104 oz.	Aluminum	Silver	12.75 x 10.38 x 2.19	9.46	100	100	1.79	6 x 7
<b>16123</b>	Medium 1/2 Steam Table, 104 oz.	Aluminum	Silver	12.75 x 10.38 x 2.19	9.60	100	100	1.79	6 x 8
<b>16223</b>	Deep 1/2 Steam Table, 120 oz.	Aluminum	Silver	12.75 x 10.38 x 2.56	9.10	100	100	1.79	6 x 7
<b>16220</b>	Deep Heavy 1/2 Steam Table, 120 oz.	Aluminum	Silver	12.75 x 10.38 x 2.56	9.67	100	100	1.99	6 x 7
<b>16221</b>	Deep Extra Heavy 1/2 Steam Table, 120 oz.	Aluminum	Silver	12.75 x 10.38 x 2.56	12.08	100	100	1.99	6 x 8
<b>16215</b>	Deep 2X Heavy 1/2 Steam Table, 120 oz.	Aluminum	Silver	12.75 x 10.38 x 2.56	15.39	100	100	2.21	6 x 6
<b>E 16200</b>	1/2 Steam Tray Lid	Aluminum	Silver	12.81 x 10.88 x 0.63	4.89	100	100	0.79	11 x 10
<b>F 37062210</b>	1/2 Steam Table Dome Lid	PS	Clear	13.25 x 10.75 x 1.25	6.13	100	100	1.50	8 x 8

## Steam Tables



Item No.	Description	Material	Color	Lngth. x Wdth. x Ht. (in.)	Case Wt. (lbs.)	Sleeve Pack	Case Pack	Cube (Ft.3)	Ti x Hi
<b>Steam Tables &amp; Lids - Full Table</b>									
<b>A 16113</b>	Shallow Full Steam Table, 175 oz.	Aluminum	Silver	20.75 x 12.81 x 1.50	12.32	50	50	1.99	6 x 7
<b>16114</b>	Mainstream™ Shallow Full Steam Table, 175 oz.	Aluminum	Silver	20.75 x 12.81 x 1.50	10.65	50	50	1.99	6 x 7
<b>B 16117</b>	Medium Full Steam Table, 228 oz.	Aluminum	Silver	20.75 x 12.81 x 2.19	14.03	50	50	1.99	6 x 6
<b>16116</b>	Mainstream™ Medium Full Steam Table, 228 oz.	Aluminum	Silver	20.75 x 12.81 x 2.19	12.39	50	50	1.99	6 x 6
<b>16119</b>	Mainstream™ Deep Full Steam Table, 342 oz.	Aluminum	Silver	20.88 x 12.94 x 3.38	14.55	50	50	2.15	6 x 7
<b>C 16004</b>	Mainstream™ Deep Full Steam Table, 342 oz.	Aluminum	Silver	20.75 x 12.81 x 3.38	14.72	50	50	2.18	6 x 6
<b>D 16001</b>	Full Steam Table Lid	Aluminum	Silver	20.81 x 12.88 x 0.63	6.40	50	50	1.14	13 x 6
<b>E 16003</b>	Mainstream™ Full Steam Table Lid	Aluminum	Silver	20.81 x 12.88 x 0.63	5.18	50	50	1.14	6 x 13

At D&W Fine Pack, we are committed to developing new and innovative packaging for our customers that is both functional as well as better for the environment.

This commitment is what inspired the launch of our new Earth Smart® line of products – designed to deliver a more sustainable beginning and end of life story without sacrificing quality or performance.

The grid below illustrates how each of our Earth Smart® products deliver on this commitment.

	Beginning of Life				End of Life	
	 PCR Content	 Bio-Based Content	 No Intentionally Added PFAS	 Reduced Environmental Impact	 Compostable	 Recyclable
 Bio-based Straws						
 Bio-based Rigid						
 Post Consumer PET						
 Molded Pulp						
 Pressed Paperboard						





- Certified compostable and biodegradable
- Decomposes leaving no microplastics behind
- Petrochemical free

▶ Earth Smart® straws and rigid containers are made using a bio-based material which is a combination of sustainably sourced wood pulp (57%) and acetic acid (A.K.A. vinegar) (43%).

▶ This material is also 100% certified biodegradable in soil and fresh water, as well as 100% marine biodegradable\*.


\*According to ASTM D6691 test methodology

## Earth Smart® Bio-based Straws

- ▶ Certified industrial and home compostable
- ▶ Durable and crack resistant
- ▶ Perfect for cold and warm beverages up to 160° F
- ▶ The only compostable straw with the same clarity as plastic
- ▶ Custom colors available\*



### Earth Smart® Straw Color Options



Item No.	Material	Color	Lngh. x Dia. (in.)	Case Wt. (lbs.)	Case Pack	Cube (ft.3)	Ti x Hi
----------	----------	-------	--------------------	-----------------	-----------	-------------	---------

#### Jumbo Straws

<b>DSJW10-500CB</b>	Bio-based	Clear	7.75 x .209	11.52	5,000	1.91	6 x 8
<b>DSTJW4-500CB</b>	Bio-based	Clear	10.25 x .209	6.19	2,000	1.02	12 x 9
<b>DSJW10-500CBR</b>	Bio-based	Ruby	7.75 x .209	11.52	5,000	1.91	6 x 8
<b>DSTJW4-500CBR</b>	Bio-based	Ruby	10.25 x .209	6.19	2,000	1.02	12 x 9
<b>DSJW10-500CBEM</b>	Bio-based	Emerald	7.75 x .209	11.52	5,000	1.91	6 x 8
<b>DSTJW4-500CBEM</b>	Bio-based	Emerald	10.25 x .209	6.19	2,000	1.02	12 x 9
<b>DSJW10-500CBBLK</b>	Bio-based	Black	7.75 x .209	11.52	5,000	1.91	6 x 8
<b>DSTJW4-500CBBLK</b>	Bio-based	Black	10.25 x .209	6.19	2,000	1.02	12 x 9

#### Giant Straws

<b>DSGW8-4-300CB</b>	Bio-based	Clear	8.50 x .275	4.40	1,200	0.88	12 x 10
<b>DSTGW4-300CB</b>	Bio-based	Clear	10.25 x .275	5.06	1,200	1.02	12 x 8
<b>DSGW8-4-300CBR</b>	Bio-based	Ruby	8.50 x .275	4.40	1,200	0.88	12 x 10
<b>DSTGW4-300CBR</b>	Bio-based	Ruby	10.25 x .275	5.06	1,200	1.02	12 x 8
<b>DSGW8-4-300CBEM</b>	Bio-based	Emerald	8.50 x .275	4.40	1,200	0.88	12 x 10
<b>DSTGW4-300CBEM</b>	Bio-based	Emerald	10.25 x .275	5.06	1,200	1.02	12 x 8
<b>DSGW8-4-300CBBLK</b>	Bio-based	Black	8.50 x .275	4.40	1,200	0.88	12 x 10
<b>DSTGW4-300CBBLK</b>	Bio-based	Black	10.25 x .275	5.06	1,200	1.02	12 x 8

\*Contingent on meeting a required MOQ



## Bio-based Rigid Containers

- ▶ Certified industrial compostable
- ▶ Perfect for cold food applications and warm foods up to 160° F
- ▶ Good grease resistance
- ▶ Refrigerator safe
- ▶ Stackable bowls and lids
- ▶ Cut resistant



Item No.	Description	Material	Color Base/Lid	Dia.x Ht. (in.)	Case Wt. (lbs.)	Sleeve Pack	Case Pack	Cube (ft.3)	Ti x Hi
----------	-------------	----------	----------------	-----------------	-----------------	-------------	-----------	-------------	---------

### Plate

<b>A BR810-1008</b>	10.25" Plate	Bio-based	Natural	10.24 x 1.00	26.36	200	400	1.82	6 x 8
---------------------	--------------	-----------	---------	--------------	-------	-----	-----	------	-------

### Bowl

<b>B BR829-0832</b>	32 oz. Bowl	Bio-based	Natural	8.30 x 2.36	15.50	100	400	1.91	8 x 5
<b>PT229-0805L</b>	Lid for 24 oz. / 32 oz. Bowl	PET	Clear	8.61 x 0.66	16.73	100	400	4.18	4 x 5

Item No.	Description	Material	Color	Lngth. x Wdth. x Ht. (in.)	Case Wt. (lbs.)	Sleeve Pack	Case Pack	Cube (ft.3)	Ti x Hi
----------	-------------	----------	-------	----------------------------	-----------------	-------------	-----------	-------------	---------

### 6" Hinged Container

<b>C BR880-6030</b>	6" Hinged Container	Bio-based	Natural	6.00 x 6.16 x 3.00	12.88	75	225	3.47	4 x 7
---------------------	---------------------	-----------	---------	--------------------	-------	----	-----	------	-------

### 9 x 6" Hinged Container

<b>D BR879-9630</b>	9" x 6" Hinged Container	Bio-based	Natural	9.65 x 6.51 x 3.20	14.62	75	150	3.90	4 x 6
---------------------	--------------------------	-----------	---------	--------------------	-------	----	-----	------	-------

### 9" Hinged Containers

<b>E BR880-9030</b>	9" x 9" Hinged Container	Bio-based	Natural	9.06 x 9.22 x 3.00	19.03	75	150	5.28	4 x 5
---------------------	--------------------------	-----------	---------	--------------------	-------	----	-----	------	-------

<b>F BR880-90303C</b>	9" x 9" 3-Comp. Hinged Container	Bio-based	Natural	9.06 x 9.22 x 3.00	19.03	75	150	5.28	4 x 5
-----------------------	----------------------------------	-----------	---------	--------------------	-------	----	-----	------	-------



## Molded Pulp Rigid Containers

- ▶ Certified industrial compostable
- ▶ Made with natural fibers including bamboo and bagasse
- ▶ Perfect for hot and cold food applications
- ▶ Refrigerator safe
- ▶ No added PFAS



Item No.	Description	Material	Color Base/Lid	Dia.x Ht. (in.)	Case Wt. (lbs.)	Sleeve Pack	Case Pack	Cube (ft.3)	Ti x Hi
----------	-------------	----------	----------------	-----------------	-----------------	-------------	-----------	-------------	---------

### Plates

<b>MP590-0908</b>	9" Plate	Molded Pulp	White	8.86 x 0.75	18.34	125	500	1.28	7 x 9
<b>A MP590-1008</b>	10" Plate	Molded Pulp	White	10.16 x 0.75	25.13	125	500	1.62	6 x 8

### Bowls

<b>B MP591-0612</b>	12 oz. Bowl	Molded Pulp	White	6.30 x 1.46	26.61	125	1,000	2.17	7 x 7
<b>C MP591-0516</b>	16 oz. Bowl	Molded Pulp	White	5.31 x 2.26	17.90	50	600	1.72	6 x 8
<b>MP591-0824</b>	24 oz. Bowl	Molded Pulp	White	8.19 x 1.75	20.57	100	400	1.39	6 x 10
<b>D MP591-0832</b>	32 oz. Bowl	Molded Pulp	White	8.19 x 2.36	23.44	100	400	1.53	4 x 10
<b>PL291-0804</b>	Lid for 24/32 oz. Bowls	PP	Clear	8.46 x 0.39	7.58	50	200	1.99	4 x 10

Item No.	Description	Material	Color Base/Lid	Lngh. x Wdth. x Ht. (in.)	Case Wt. (lbs.)	Sleeve Pack	Case Pack	Cube (ft.3)	Ti x Hi
----------	-------------	----------	----------------	---------------------------	-----------------	-------------	-----------	-------------	---------

### Hinged Containers

<b>E MP593-6030</b>	6x6 Hinge	Molded Pulp	White	6.00 x 6.00 x 3.10	24.23	125	500	1.72	7 x 7
<b>F MP592-9630</b>	9x6 Hinge	Molded Pulp	White	9.00 x 6.09 x 3.08	14.04	50	200	1.10	9 x 9
<b>MP593-8025</b>	8x8 Hinge	Molded Pulp	White	8.00 x 8.00 x 2.57	16.27	50	200	1.27	6 x 10
<b>G MP593-80253C</b>	8x8 3C Hinge	Molded Pulp	White	8.00 x 8.00 x 2.57	16.47	50	200	1.41	6 x 10
<b>H MP593-9030</b>	9x9 Hinge	Molded Pulp	White	9.00 x 9.00 x 2.94	21.87	50	200	1.51	7 x 9
<b>MP593-90303C</b>	9x9 3C Hinge	Molded Pulp	White	9.00 x 9.00 x 2.94	21.83	50	200	1.47	7 x 9



## Pressed Paper Rigid Containers

- ▶ 100% recyclable
- ▶ PFAS compliant
- ▶ Freezer safe
- ▶ Compostable and biodegradable\*
- ▶ Grease and moisture resistant
- ▶ Microwave and oven safe
- ▶ Printable with colors and logos
- ▶ 50% post consumer PET lid
- ▶ Heat sealable\*\*



A



B


Item No.	Description	Material	Color Base/Lid	Dia.x Ht. (in.)	Case Wt. (lbs.)	Sleeve Pack	Case Pack	Cube (ft.3)	Ti x Hi
<b>Tray &amp; Lid</b>									
<b>A FPD88-8632BC</b>	32 oz. Tray	Pressed Paper	Grey/White	8.03 x 6.54 x 2.11	15.52	50	300	2.41	8 x 5
<b>B R5288-8610L</b>	Tray Lid	PET	Clear	8.40 x 6.90 x 1.00	14.27	50	300	2.89	8 x 4

\*Compostable under EN13432; biodegradable under EN14046

\*\* Dependent on design. Stock item with rolled lid is not heat sealable.



## Post-Consumer PET Overview



**1:** D&W's sophisticated contaminant removal system allows a broader range of post consumer PET to be utilized as input into their manufacturing process.

**2:** With all contaminants removed during extrusion, the result is a PET sheet free from all impurities and ready for thermoforming.

**3:** D&W's final output is crystal clear PET packaging that can be made with 50% PCR without sacrificing optics.

**D&W's extrusion process utilizes a state-of-the-art Extrusion System, allowing us to take non-FDA grade recycled PET and turn it into high quality FDA approved food packaging.**

### What does this mean for our customers?

- Premium quality sheet with fewer imperfections than others in the market
- Clear PET packaging, with superior optics
- Higher utilization of recycled PET that would have otherwise gone to the landfill
- Better security of supply vs. the competition since our contamination removal system allows for a broader range of input materials



## Crystal View® Rigid Containers

- ▶ Stackable - elegant design offers stackability for ease of handling and merchandising
- ▶ Easy to seal - simple, intuitive perimeter-seal feature makes closing quick and easy
- ▶ Easy to open - generous lid tabs make opening containers fast and easy for consumers
- ▶ Made with 50% post consumer PET



Item No.	Description	Material	Color Base/Lid	Dia. x Ht. (in.)	Case Wt. (lbs.)	Sleeve Pack	Case Pack	Cube (ft.3)	Ti x Hi
<b>Bowls &amp; Lids</b>									
A CVB716-R5	16 oz. Bowl	PET	Clear	6.78 x 1.62	10.98	50	300	3.00	5 x 5
B CVB724-R5	24 oz. Bowl	PET	Clear	6.78 x 2.80	13.11	50	300	3.20	5 x 5
C CVB732-R5	32 oz. Bowl	PET	Clear	6.78 x 3.26	15.29	50	300	3.29	5 x 5
D CVB748-R5	48 oz. Bowl	PET	Clear	6.78 x 4.36	15.35	50	300	3.49	5 x 4
E CVB7LID-R5	Bowl Lid	PET	Clear	6.780 x 0.90	9.14	50	300	2.62	5 x 6

# Inspiration in Every Package™



D&W Fine Pack LLC • 777 Market Street • Wood Dale, Illinois 60191  
Tel. 877.423.3937 • [www.dwfinepack.com](http://www.dwfinepack.com)

© 2024 D&W Fine Pack LLC, All Rights Reserved



[dwfinepack.com](http://dwfinepack.com)